

D11 - State of Interoperability

Abstract

This deliverable documents a taxonomy for measurement and analysis tools classification. It also presents the most common standards in use for tools interaction and shows the applicability of these standards. A number of measurement and analysis tools have been reviewed, and the results of these reviews are documented. There are many other useful tools in this area, therefore tool reviews will be an ongoing process during the MOME project. The current results will build the starting set of information that MOME will put into its future online tools database.

Keywords

MOME, Deliverable D11, State of Interoperability, *IST* Projects, Measurement Taxonomy/Tools

Document Info	
Document Reference	MOME-WP1-0406-D11_STATE_OF_INTEROPERABILITY
Document Type	Deliverable
Deliverable Type	Report
Deliverable Status	Update submitted
Delivery Date	Contractual: 30/06/2004, Actual: 30/06/2004, Updated: 31/01/2006
Dissemination Level	Public
Editing Author	Carsten Schmoll, FHG
Contributing Author(s)	Jürgen Quittek, NEC Antal Bulanza, ULB Sebastian Zander, Carsten Schmoll, FHG Michael Kundt, Elisa Boschi, FHG Jaroslaw Sliwinski, WUT
Workpackage(s)	WP1

Table of Contents

1	Tools Interaction.....	7
1.1	Applicability of Interaction.....	7
1.2	Standards in Use for Interaction.....	8
1.2.1	IPFIX.....	9
1.2.2	PSAMP.....	9
1.2.3	sFlow.....	10
1.2.4	CRANE.....	10
1.2.5	IPDR.....	10
1.2.6	SNMP and SMIv2.....	10
1.2.7	RTFM.....	10
1.2.8	MeterMIB.....	11
1.2.9	IPPM.....	11
1.2.10	Netconf.....	11
1.2.11	RMONMIB SMIv2.....	12
1.3	Applicability Summary.....	13
2	Tool Taxonomy.....	14
3	Tool Reviews.....	16
3.1	Analyzer.....	16
3.2	AutoFocus.....	17
3.3	Bing.....	18
3.4	bprobe/cprobe.....	19
3.5	Bro.....	19
3.6	CMToolset.....	20
3.7	DAG card.....	21
3.8	Distributed Benchmark System (DBS).....	22
3.9	Distributed Internet Traffic Generator (D-ITG).....	22
3.10	Dsniff.....	24
3.11	E2ETT.....	25
3.12	eHealth – Concord.....	25
3.13	Ethereal.....	26
3.14	Ettercap.....	27
3.15	Initial Gap Increasing and Packet Transmission Rate (IGI/PTR).....	28
3.16	Internet2 Detective.....	29
3.17	Ipband.....	29
3.18	Iperf.....	30
3.19	JFFNMS.....	31
3.20	Libpcap.....	32
3.21	LFT.....	33
3.22	MGEN.....	34
3.23	Multi Router Traffic Grapher (MRTG).....	34
3.24	MSA.....	36
3.25	Nagios.....	37
3.26	Netio.....	37
3.27	nBox86.....	38
3.28	NetFlow.....	39
3.29	NetMate.....	40
3.30	NetPipe.....	41
3.31	nProbe.....	41
3.32	Ntop.....	42
3.33	OpenIMP.....	43
3.34	OpenView.....	44
3.35	Packetyzer.....	45
3.36	PathChirp.....	46

3.37	Pathload	47
3.38	Ping	48
3.39	Rude/Crude	48
3.40	Skitter.....	49
3.41	Snort	50
3.42	SProbe.....	51
3.43	Spruce	52
3.44	Sting.....	52
3.45	Tcpdstat	53
3.46	Tcpdump.....	54
3.47	Tcptrace	55
3.48	tcptraceroute	56
3.49	Thrulay.....	56
3.50	Traceroute.....	57
3.51	Treno.....	58
3.52	Traffic Generator (TG)	59
3.53	Tstat	59
3.54	TTCP	60
3.55	WinDump	61
3.56	WinPcap.....	62
3.57	Viznet.....	63
3.58	Xtraceroute	64
4	Tool Database Use Cases	65
5	Appendix A - References	67
6	Appendix B - Glossary	68
7	Appendix C - Complete List of Analysed Tools	72
8	Appendix D - Complete List of Tools found.....	74

List of Figures

Figure 1: Generic Traffic Measurement Process	8
Figure 2: Applicability of Standards to the Measurement Process.....	13
Figure 3: Use Cases for Tools Database.....	66

List of Tables

Table 1: Tools Taxonomy.....	15
Table 2: Abbreviations used for Reference to Internet Tool Repositories.....	16
Table 3: User Operations on Tools Database	65
Table 4: Web-Links for evaluated Tools	73

List of Acronyms

CAIDA	The Cooperative Association for Internet Data Analysis
CLI	Command Line Interface
GPL	General Public License
IETF	Internet Engineering Task Force
IPDV	IP Packet Delay Variation
IPFIX	Internet Protocol Flow Information Export
IPPM	Internet Protocol Performance Metrics
IPv4	Internet Protocol version 4
IPv6	Internet Protocol version 6
IST	Information Society Technologies
ITU	International Telecommunication Union
OWD	One Way delay
QoS	Quality of Service
RTT	Round Trip Time
SLA/SLS	Service Level Agreement / Service Level Specification
SLAC	Stanford Linear Accelerator Center
SMP	Symmetric Multiprocessing
SNMP	Simple Network Management Protocol

Executive Summary

During our work on tools, standards and interoperability we found that there exists a huge amount of tools in that area. We identified more than 350! Many of these have been the result of research within universities and national research organisations. Most of those tools are freely available including source code. The other (mostly commercially licensed) tools originate from big vendors such as Cisco or from younger start-up companies which are selling services for QoS surveillance, *accounting*¹ and billing.

The application of standards in these tools is quite rare. Many tools rely on proprietary command line interfaces or GUIs for control and also produce proprietary data output in human readable ASCII format. A lot of tools also lack the ability for remote control and data export. Thus interoperation often relies on the execution of scripts for control and the application of converters to parse the tools' output.

Control input for some tools makes use of *SNMP* to access an internal MIB or HTTP featuring an internal web-server. Data input is often achieved via the UNIX pcap library making the tools applicable to live packet capture as well as for offline analysis by reading tcpdump trace files.

This document describes the opportunities for interaction between tools in the area of traffic measurement and analysis. For this purpose it is structured into the following chapters:

Chapter 1 shows the possible interaction scenarios emphasizing in what combination different tools can interact and what kind of information is exchanged during the process. The chapter contains an overview about the current and emerging standards that are applicable for interoperation of tools and points out where these standards are applicable.

Chapter 2 prepares the following tools review by defining a taxonomy which allows to classify the tools under inspection into certain categories. The taxonomy builds the basis for the tools *evaluation* and lists the *attributes* of interest and the characteristics that will be evaluated.

Chapter 2 evaluates a number of tools which were evaluated during our tools survey. For this survey 58 tools have been selected for closer inspection in the first round. Each tool has been categorized and its most important attributes are noted. A summary about the evaluation concludes this chapter.

Chapter 4 prepares our work for the upcoming development of a common repository for storing the results of our tools evaluation, further on called the MOME tools database. In this chapter we define the basic functionalities that the MOME tools database will have. This database will store the collected meta-data about the measurement and analysis tools and provide links to those tools and a searchable information base to use for people looking for a suitable tool for their specific measurement problems.

Chapter 5 lists the references used within this document. For any request for comments (RFC) documents please obtain the document via the web, e.g. at <http://www.rfc-editor.org/rfcsearch.html>

Chapter 6 gives an extensive glossary describing the most used entities from within this document.

Chapter 7 lists evaluated tools with name and URL in tabular format for a quick linkage to the web.

¹ words which appear in the deliverables' glossary are formatted in *italics* the first time they appear

1 Tools Interaction

Almost all software tools in the area of IP traffic measurement and analysis only perform a small subset of the functionalities required to capture, filter and classify, store, analyze traffic and prepare the results for graphical display or for export into a database or other framework.

For using complimentary tools together in such an evaluation chain it is therefore crucial to have well-defined interfaces and agreed data structures between them. Yet in common practice such interaction is achieved with different levels of sophistication and work-load, for instance:

convert a measurement result list by means of an editor and some scripting to a format suitable to read the result into tools such as gnuplot for preparation of a graphical image

write and attach a script which automatically converts tool output for reading with a plot tool

implement an extension for the existing tool so that its output can be read directly that tool

implement the data export conforming to a standard for input data of plotting tools

It can clearly be seen that the non-standard solutions are often prone to error due to lack of exhaustive documentation. Such approach is also problematic since data formats and exchange protocols may change without further notice thus breaking the conversion routines when updating one of the involved software tools to a newer version.

When using tools which are compliant to a standard these problems are much less dominant because documentation is publicly available. Standards are also often designed to be backward compatible when a new version is deployed. Unfortunately the barrier to implement conformance to a standard is often quite high because some standards have a wide scope and supporting them in a tool can mean a considerable implementation effort. The big advantage is that it is possible to use any tool (e.g. select one of the plotting tools) from a set of conformant tools and choose the one best suited for processing the existing data sets.

Our evaluation work documented in this deliverable shows that most publicly available tools do not adhere to some of the standards listed in section 1.2 but instead rely on proprietary control input and analysis data output/export. Only for reading stored traffic traces the tcpdump file format has become a quasi-standard since most tools make use of the pcap library which enables them to capture live traffic and to read packet data from a pre-recorded tcpdump trace file.

Therefore the next subsection shows in what circumstances would be advisable to conform to a given standard for data input, control input, as well as results formatting and data transfer. The subsequent subsections then describe the mentioned standards.

1.1 Applicability of Interaction

Interaction between a pair of (possibly remotely located) tools is commonly used for purposes such as:

control: where the controlling tool tells the other what it shall do

- data querying: such as used for fetching a status or a small set of values, e.g. bytes counters from a router for each of its interface cards

bulk data upload: to put data somewhere remote, e.g. on a file server

bulk data download: to retrieve information, e.g. from a web server

For interaction between tools aimed at traffic capture, measurement, and analysis the transmitted information usually contains either: (a) raw packet data (full or headers), (b) accounting flow records, or (c) QoS-related records per link or flow.

For interacting, exchange of data between different tools by using a defined protocol and well-defined data structures is required. The general traffic measurement process is sketched by the figure below:

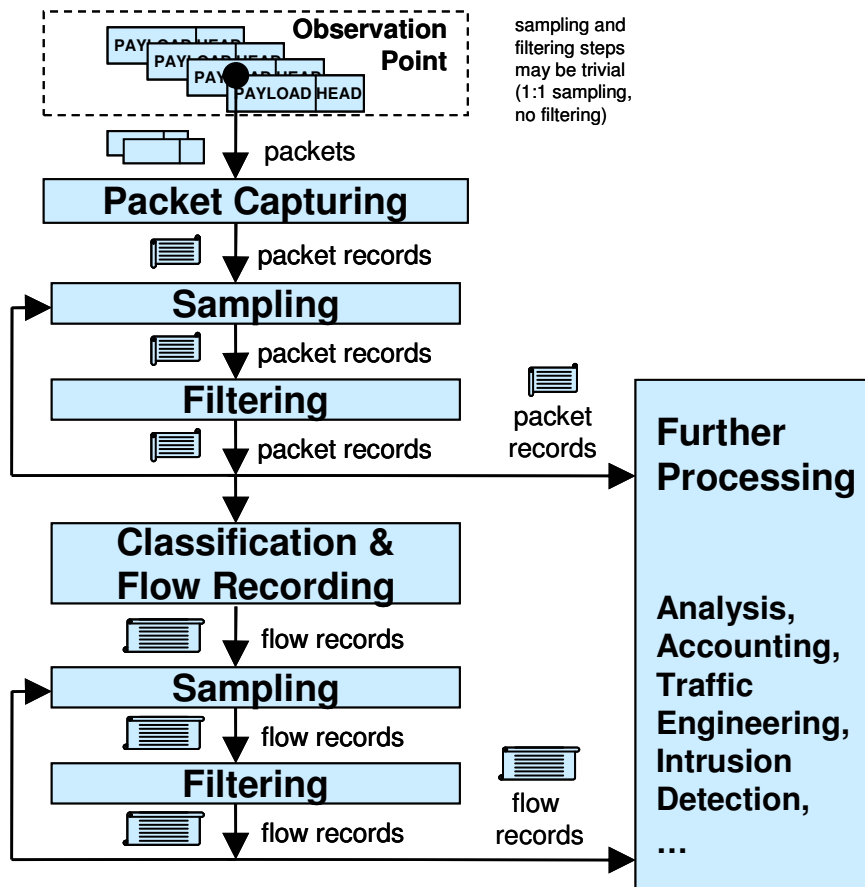


Figure 1: Generic Traffic Measurement Process

After observing and capturing individual IP packets at an observation point, captured (parts of) packets are further processed as packet records. Optional processing steps are *sampling* and *filtering*. The output of packet level processing are packet records. Tools for packet capturing and for further processing interact by using common formats for packet records. Records can be exchanged using Application Programming Interfaces (APIs), packet record exchange protocols, packet record files (e.g. tcpdump files) or packet record entries in a database. Analogous considerations apply to *traffic flow* records that are created by packet record classification and flow recording.

The next section lists the appropriate standards and protocols for such data exchange.

1.2 Standards in Use for Interaction

Implementing interaction between tools for the purposes of control or for results data exchange without the application of well-documented standards often leads to time-consuming implementation of special adapter software and is prone to errors due to lack of exhaustive documentation. Such adapter software can also become broken due to unexpected changes within the interfaces and/or data structures in the subsequent release of one of the communicating software components.

Therefore for the seamless interaction of tools it is vital to base information exchange on standards for common data and information models. Common models do concern the definitions of files or databases where measured data is stored, protocols for exchanging measured data, and Application Programming Interfaces (APIs) that are used.

The following subsections give a detailed overview of the most important standards in use for control, configuration, and data exchange in the field of traffic measurement and analysis.

1.2.1 IPFIX

The *IETF* chartered the IP Flow Information eXchange (IPFIX) Working Group (WG) for standardizing a protocol that transfers flow records, similar to the commonly used NetFlow protocol. NetFlow is proprietary by Cisco and was badly documented, when the IPFIX work started. In parallel to IPFIX, Cisco developed version 9 of NetFlow, that is very different from previous versions, but which satisfies almost all IPFIX protocol requirements. The final IPFIX standard will not vary much from NetFlow v9.

The IPFIX *architecture* has five major components:

- an observation point where IP packets are observed and (copies of their headers) captured,
- a metering process receiving records of captured packets, classifying them into flows and maintaining flow records,
- an exporting process sending data contained in flow records using the IPFIX protocol,
- a collecting process receiving flow records using the IPFIX protocol,
- an application processing flow records received by the collecting process.

Each of these components may occur more than one. Main subject of standardization is the IPFIX protocol and the information model and data model used by the protocol for transmitting flow records.

IPFIX transport is expected to fulfil certain reliability and security requirements. For flexibility and efficiency, the information model is dynamic. Different to NetFlow versions below 9, the composition of flow records can be changed dynamically using so-called flow record templates that define the content of following flow records.

IPFIX is expected to be supported by Cisco as soon as the standardization process is completed. Also open source implementations for Linux and BSD Unix version are expected to be available at this time.

1.2.2 PSAMP

The IETF Packet SAMPLing (PSAMP) WG standardizes a protocol for transmitting packet records. Packet records may contain selected header fields of observed packets or just portions of individual packets, for example the first 50 bytes.

The PSAMP architecture contains the following components:

- an observation point where (portions of) IP packets are captured
- an exporting process that sends packet records using the PSAMP protocol
- a collecting process receiving packet records using the PSAMP protocol
- an application processing packet records.

The PSAMP architecture can be embedded into the IPFIX architecture. Then the IPFIX metering process is the PSAMP application.

While IPFIX considers packet sampling as an option that is not further elaborated, the PSAMP architecture considers sampling in detail. For different purposes, different sampling methods are specified, that must be supported by compliant implementations.

The PSAMP protocol is based on the IPFIX protocol. It is defined as an IPFIX extension that just uses an extended information model.

As for IPFIX, Cisco is expected to be support PSAMP soon after the standardization process is completed.

1.2.3 sFlow

The sFlow protocol (RFC 3176) was developed by the InMon Corporation, a spin-off of Hewlett Packard. The sFlow protocol can be used for transmitting information extracted from observed packets. sFlow specifically supports packet sampling. The standard definition consists of two main parts: a MIB module for configuring the meter, particularly the sampling functions to apply, and a packet format specification for transmitting sampled packet headers.

A particular property of the sFlow protocol is that no timestamps are transmitted. Time stamping is expected to be performed by the collector of sFlow packet records when receiving the records. The sFlow protocol is unreliable, using UDP as transport protocol, and it does not have any protection by security mechanisms for authentication, integrity protection or encryption.

sFlow is well suited for monitoring high-speed links. Unfortunately, the sFlow documentation in RFC 3176 is quite poor. Very few companies other than InMon have implemented the protocol.

1.2.4 CRANE

The Common Reliable Accounting for Network Elements (CRANE) protocol (RFC 3423) serves for reliable transfer of flow records. It was developed by XACCT for the integration into accounting and charging systems for IP services. It is flexible by using templates as IPFIX does. RFC 3421 is a pure transport protocol specification. It does not make assumptions on how flow records were measured and processed before transmitting them. CRANE does not have any protection by security mechanisms for authentication, integrity protection or encryption.

1.2.5 IPDR

The IP Detailed Record is a standard for exchanging usage and control data between network and hosting elements and operations and business support systems. IPDR is standardized by IPDR.org, an open consortium of service providers, equipment vendors, system integrators, and billing and mediation vendors.

The IPDR standard defines an information model for flow records (IP detail records), two data models for encoding the information model either using the eXtensible Markup Language (XML) or using the eXternal Data Representation (XDR, RFC 1832). IPDR can be used for APIs for passing or receiving flow records, in databases for storing flow records and in protocols for transmitting flow records. The latter one is the main target of standardization at IPDR.org. They have defined two transport protocols. One is the plain transfer of IPDR data structures via the File Transfer Protocol (FTP), the other defines a streaming protocol for flow record using templates, which is similar to Cisco NetFlow v9.

IPDR is intended to be used by accounting and charging applications for IP services,

1.2.6 SNMP and SMIv2

The Simple Network Management Protocol (SNMP, RFCs 3410-3417) allows a client, called 'manager', to read and write managed objects at a server, called 'agent'. Managed objects are defined as Management Information Base (MIB) modules using a specification language called Structure of Management Information version 2 (SMIv2, RFC 2578). In addition to read and write operations initiated by the manager, an agent can send asynchronous notifications, for example for indicating a malfunction or the passing of a pre-defined threshold. SNMP version 3 offers full security protection achieving secure authentication, integrity protection and encryption of messages.

1.2.7 RTFM

The *Real-Time* Flow Measurement (RTFM) architecture (RFC 2722, RFC 2724) was an early attempt by the IETF to standardizing traffic metering. The RTFM architecture standardizes much more than the IPFIX architecture. In RTFM also configuring the traffic meter is standardized. The RTFM architecture contains a manager, a meter and a reader. The manager configures the meter by rules for filtering and aggregating observed packets into flows. It also configures the meter concerning the readers that may receive flow records. For different readers, different rules can be chosen. The

manager also configures the readers by telling them which meter produces which records for them. The reader contacts the meters in order to receive flow records by polling.

There are only two known implementations of the RTFM architecture, an open source implementation called NeTraMet by the author of the standard and (a not commercially available) one by IBM. Both used another standard, the Meter MIB (RFC 2720) for implementing the RTFM meter.

The RTFM attempt is considered to have failed. The problem of the RTFM architecture was its mighty capabilities that required high implementation effort and were difficult to use. The rules for the meter are written as programs for a packet-metering engine defined by the architecture. The programming language has jumps and loops. Since this (assembler) language was hard to use, the RTFM standard was extended by a higher level programming language called Simple Ruleset Language (SRL, RFC 2723).

1.2.8 MeterMIB

The Meter MIB module (RFC 2720) defines a set of managed objects that can be remotely accessed via SNMP. The objects define three interfaces of a RTFM meter. A first set of objects allow a manager (the RTFM manager) to set traffic metering rule sets for a meter as defined by the RTFM architecture. A second set allows a manager (again the RTFM manager) to define sets of readers that have access to metering results produced using certain rule sets. The third and last group of managed objects allow a manager (the RTFM reader) to read the measurement results produced using certain rule sets.

There are only two known implementations of the Meter MIB module (see the RTFM section). The open source NeTraMet implementation was used in several research projects, but for a real world applications it is not usable. The implementation is not suited for high speed links (a 100Mbit Fast Ethernet link can already be too fast for NeTraMet) and the stability of the implementation is limited.

1.2.9 IPPM

The IETF IP Performance Metrics (IPPM) working group aims at developing a set of standard metrics to provide a quantitative measure of performance of Internet data delivery services. The metrics already completed and published are:

Connectivity, one-way *delay* and loss, round-trip delay and loss, delay variation, loss patterns, packet *reordering*, bulk transport capacity, and link bandwidth capacity.

For each of them a document has been written, defining the metric and the procedures to accurately measure and document it.

Another goal of the WG is to produce documents that describe how the above-mentioned metrics characterize features that are important to different service classes, such as bulk transport, periodic streams, or multimedia streams. For several service classes the performance characteristics are discussed, identifying the set of metrics that describe them, and the methodologies necessary to collect them.

Current work focuses on the production of a MIB to retrieve the results of IPPM metrics, to facilitate the communication of metrics to existing network management systems, and on the definition of a protocol to enable communication among test equipment that implements the one-way metrics.

Following the IPPM procedures and definitions, allows measurement and meaningful performance comparison in heterogeneous environments. Analysis tools can thus obtain standardized values from different measurement tools. In addition, tools featuring the IPPM MIB provide a standardized way to collect measured data, independently from the tool used.

1.2.10 Netconf

Netconf [1] is an IETF working group chartered to produce a protocol [2] suitable for network configuration, i.e. to access, query and configure network devices. The goal is to develop and apply a common protocol to transfer configuration data to and from a device, and for examining device state information which may impact the configuration. Each of these mechanisms shall be covered by the Netconf protocol regarding the different aspects, such as session establishment, user authentication,

configuration data exchange, and error responses. The protocol uses the remote procedure call (RPC) paradigm to access information on the remote device (e.g. router, switch, network monitor). Transferred messages are encoded using XML syntax for data encoding purposes.

The Netconf protocol shall also be able to integrate with existing user authentication methods, configuration database systems, and configuration transactions (with features such as locking and rollback capability). It is designed to be as transport-independent as possible and will provide support for asynchronous notifications. Therefore several Netconf-over-some-transport-protocol drafts are currently in work (for BEEP, SOAP, and SSH).

The current work has produced a protocol draft [2] specification which defines the operational model, protocol operations, transaction model, data model, requirements, security requirements, and transport layer requirements.

For interoperability between network monitoring, measurement, and analysis tools Netconf can play a vital role in two applications: (a) querying of network devices by monitoring tools and (b) configuration of devices as well as tools by network management systems using the Netconf protocol.

1.2.11 RMONMIB SMIv2

RMONMIB is a Management Information Base (MIB) definition for use via network management protocols such as SNMP in TCP/IP-based internets. The RMONMIB can be installed in network devices such as routers, switches, and networking software products.

It defines objects for managing remote network monitoring devices, often called monitors or probes. These objects are necessary to provide the ability to monitor multiple network layers of traffic in remote networks; providing fault, configuration, and performance management, and are consistent with the SNMP framework and existing SNMP standards.

RMONMIB also addresses issues such as standardisation of metrics and interoperability of protocols.

For example, in transport performance measurement, there is a need for standardized means to collect and report selectable performance metrics and statistics derived from the monitoring of network packets and transport protocol states. The monitoring covers both *passive* and *active* traffic generation sources. Monitoring support for these measurements can provide a drill-down capability to provide insight into the performance of the lower-level transactions which comprise the overall performance of a network application.

RMONMIB provides a common framework and set of MIB objects within the current RMON framework, for the identification and characterization of application responsiveness and availability, and the reporting of test results produced by such mechanisms. Common metrics and derived metrics will be characterized and reported in a manner consistent with the IP Performance Metrics Framework (see IPPM).

RMONMIB allows application performance measurements to be retrieved via SNMP. Every RMON2 implementation has the capability to parse certain types of packets and identify their protocol type at multiple levels. The protocol directory presents an inventory of those protocol types. The probe is capable of monitoring, and allows the addition, deletion, and configuration of protocol types in this list.

1.3 Applicability Summary

The following figure again depicts the generic traffic measurement process, this time also showing the aforementioned standards highlighting *where* in the process these can be applied:

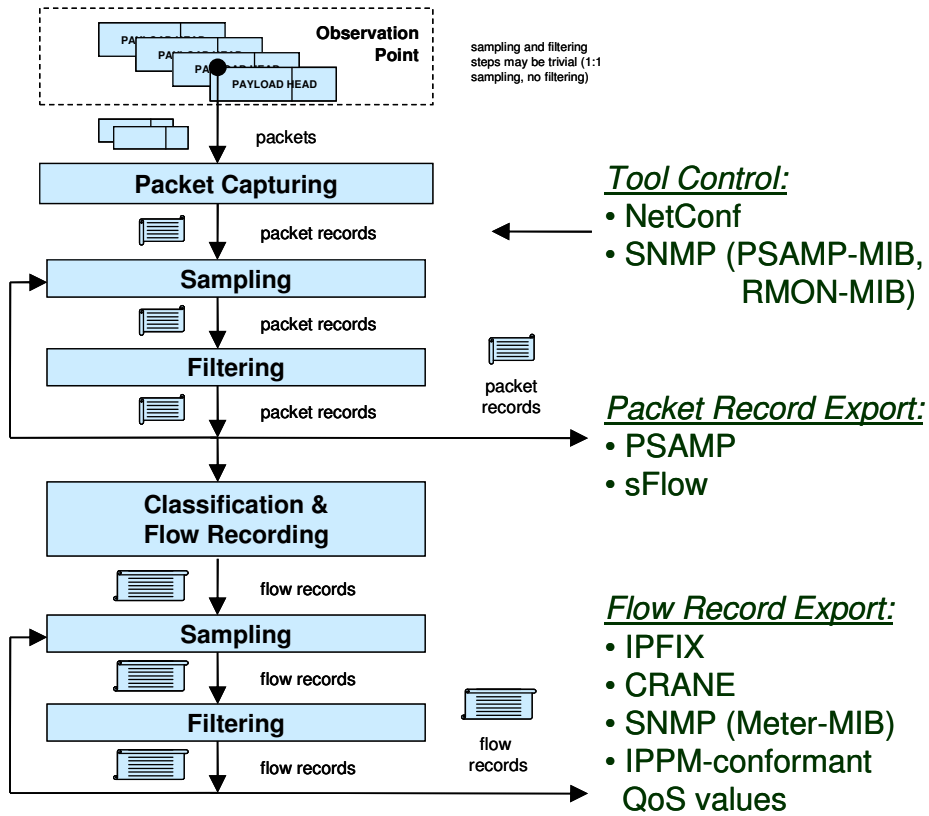


Figure 2: Applicability of Standards to the Measurement Process

2 Tool Taxonomy

This chapter defines a taxonomy for application to the following tools review which allows to classify the tools under inspection into certain categories.

The tool taxonomy builds the framework and describes what characteristics will be evaluated per tool and what information will be listed.

The following table lists the criteria of interest, shows what these are composed of, and gives a list of possible values for each. An asterisk marks the mandatory attributes for the following evaluation.

Criteria	Description	Values
Name*	Name of the tool	
Description*	Brief description; may include web links	
Category*	Categories the tool is classified into; a tool must be in at least one category but can be in multiple	topology, performance measurement, traffic analysis, <i>intrusion detection</i> , tools management, visualisation, [traffic generation]
Contact*	<ul style="list-style-type: none"> – URL* – Author's name(s) – Author email(s)* – [Company / vendor or originating project] 	
Availability*	<ul style="list-style-type: none"> – License* – Open source / binary available – Status – [Programming language] – [Price] 	e.g. <i>GPL</i> , LGPL, BSD, CPL, Freeware, Mozilla, proprietary, Part of EU project e.g. <i>alpha</i> , <i>beta</i> , prototype, <i>release candidate</i> , product e.g. C, C++, Java
Supported systems*	<ul style="list-style-type: none"> – Operating system (type, version)* – [Hardware (CPU)] 	e.g. Linux, FreeBSD, Solaris, Win 95/98/2K/XP e.g. Ix86, PPC, Sparc
Test details*	<ul style="list-style-type: none"> – Version, OS, CPU – Local copy (link to local copy of the tool examined) – Date (initial, last update)* – Investigator (name, email)* 	e.g. version 0.7, SuSE 8.2 Linux, x86/PPC/Sparc Not public Not public
IPv4/v6 support	Support IPv4, IPv6 or both	yes/no/both
Active/passive	Support active, passive or both. Passive is also called non-intrusive and refers to measurements which do not introduce/change traffic	yes/no/both
Offline/online	Support online, offline analysis or both. Online analysis refers to traffic analysis on the fly, i.e. in real-time	yes/no/both
Control input	Command line, GUI, protocol (security support: encryption, authentication, authorization) Standard Conformance	e.g. SNMP Standard conformance must be indicated where known
Data input	Traffic (technologies, layers, protocols),	e.g. IP, ATM, tcpdump files

Criteria	Description	Values
	trace files (format) Standard Conformance	Standard conformance must be indicated where known
Metrics/functions	Lists the metrics or functions the tools performs Standard conformance Direct/indirect measurement (indirect means estimation based on certain assumptions)	topology, routing analysis, capacity, <i>available bandwidth</i> , utilisation (bandwidth, protocol, ports), protocol analysis, <i>jitter</i> (IPDV, payload), delay (OWD, RTT), loss (RT,OW), packet capturing, accounting, <i>throughput/goodput</i> , bulk transfer capacity, reachability, app-specific (availability, <i>response time</i>), packet reordering, multicast For each metric the standard conformance must be indicated if known e.g. IPPM, <i>ITU</i> Indicate this for each metric if necessary
Data output	Files (binary/ASCII), GUI, database Protocol (security support: encryption, authentication, authorization) Standard Conformance	e.g. file format, DB format e.g. SNMP, IPFIX Standard conformance must be indicated where known
Time scope	When/how often are metrics computed and exported	e.g. real-time, every x seconds/minutes/hours...
Aggregation	Aggregation of the data	e.g. filtering, classification, flow detection, aggregation granularity, threshold/alarms, prefix/AS
Sampling	Sampling functionality (if any)	e.g. yes/no, before/after classification, algorithm and parameters
Comments	Comments about the tool from the investigator	
Performance	Measurement/analysis speed	e.g. packets per second, rules/tasks
Rating	Rating of the tool (popularity, vitality etc.)	

Table 1: Tools Taxonomy

3 Tool Reviews

This chapter documents the current evaluation results for tools which have been under closer inspection within MOME. For each of those 58 tools, selected from more than 350 measurement related tools found, a short description is given, following its categorization, attributes, and finally testing results

The complete list with links to tool home pages is published at:
<http://www.ip-measurement.org> (select "Tools", "available Tools" from the menu bar).

A number of tool repositories and overview pages on the web have been identified during our research process which also give lists of measurement tools and some additional comments on these. The column "listed in" within the tools description gives a pointer to the appropriate repository if one was identified.

listed in	URL
CAIDA	http://www.caida.org/tools/taxonomy/
SLAC	http://www.slac.stanford.edu/xorg/nmtf/nmtf-tools.html http://www.slac.stanford.edu/comp/net/wan-mon/netmon.html
TD	http://www.csm.ornl.gov/~dunigan/netperf/netlinks.html
TG	http://www.caip.rutgers.edu/~arni/linux/tg1.html
HS	http://www.cs.columbia.edu/~hgs/internet/tools.html
NLANR	http://dast.nlanr.net/NPMT/
FMEAT	http://freshmeat.net/
SF	http://sourceforge.net/

Table 2: Abbreviations used for Reference to Internet Tool Repositories

An overview listing the evaluated tools' names and the URL of their home page on the Internet is given in the Appendix below chapter 7. (See page 72 ff.)

3.1 Analyzer

Description

Analyzer is a configurable network analyzer program for Win32 environment. Analyzer is able to capture packets on all platforms (and link-layer technologies) supported by WinPcap, except for Windows 95. It has the ability to parse network packets according to the protocol description contained into some external files, which can be modified at run-time by the user. These files are written in the NetPDL language.

Basic Info

Name	Analyzer
URL	http://analyzer.polito.it
listed in	SLAC

Classification

Category	Traffic analysis
Active/passive	Passive
Offline/online	Both
Control input	GUI
Data input	Packets captured online and saved in files

Metrics/functions	Packets capturing
Data output	Text, GUI
IPv4/v6 support	Both
Time scope	Real time or at intervals
Aggregation	Filtering by protocol (MAC, LLC, IP, IP6...)
Sampling	
Availability	Alpha v3.0; BSD
Supported systems	Win32 platforms except windows 95, CE
Contact	analyzer3-users@lists.sourceforge.net

Evaluation

Test details	Windows 2000, v 3.0, June 2004
Performance	
Rating	
Comments	

3.2 AutoFocus

Description

AutoFocus is a traffic analysis and visualization tool that describes the traffic mix of a link through textual reports and time series plots. The traffic reports are computed automatically. They describe the traffic mix by giving the traffic of selected traffic clusters (aggregates) defined using the source and destination IP address, source and destination ports and protocol field. There are separate reports that measure the traffic in bytes, packets and flows.

Basic Info

Name	AutoFocus
URL	http://www.caida.org/tools/measurement/autofocus/
listed in	CAIDA

Classification

Category	Traffic Analysis
Active/passive	passive
Offline/online	offline
Control input	CLI
Data input	sflow or tcpdump traces
Metrics/functions	separation by source and destination IP address, source and destination ports and protocol field
Data output	text output plus interoperability with RRDTTool
IPv4/v6 support	IPv4
Aggregation	configurable, by source and destination IP address, source and destination ports and protocol field
Sampling	yes
Availability	Beta-Version 0.3.6 free for download
Supported systems	Linux, UNIX
Contact	Christian Estan, http://www.cs.ucsd.edu/~cestan/ , cestan@cs.ucsd.edu

Evaluation

Test details	version 0.3.6, Carsten Schmoll, 25.06.2004
Performance	
Rating	
Comments	

3.3 Bing

Description

Bing is a point-to-point bandwidth measurement tool (hence the 'b'), based on ping. Bing determines the real (raw, as opposed to available or average) throughput on a link by measuring ICMP echo requests roundtrip times for different packet sizes for each end of the link.

Basic Info

Name	bing
URL	http://www.cnam.fr/reseau/bing.html http://ai3.asti.dost.gov.ph/sat/bing.html
listed in	CAIDA

Classification

Category	bandwidth measurement
Active/passive	active
Offline/online	online
Control input	CLI
Data input	
Metrics/functions	
Data output	
IPv4/v6 support	
Time scope	
Aggregation	
Sampling	
Availability	open source
Supported systems	FreeBSD, Linux, NetBSD, SunOS 4.1.3, AIX, HP-UX 9, Solaris 2, BSDI 1.0, Ultrix (DECstation), OSF/1
Contact	

Evaluation

Test details	Carsten Schmoll 28.6.2004
Performance	
Rating	
Comments	

3.4 bprobe/cprobe

Description

The tool consists of a line giving the name, version and target followed by a line reporting either the measured bottleneck bandwidth (bprobe) or the measured available bandwidth (cprobe).

Basic Info

Name	bprobe, cprobe
URL	http://cs-people.bu.edu/carter/tools/Tools.html
listed in	

Classification

Category	performance
Active/passive	active
Offline/online	online
Control input	CLI
Data input	
Metrics/functions	stated: available and bottleneck bandwidth over ICMP protocol in fact: asymptotic dispersion rate, which is not available bandwidth
Data output	text at console
IPv4/v6 support	
Time scope	real-time
Aggregation	
Sampling	
Availability	source code, written in C
Supported systems	all Unix derivatives

Evaluation

Test details	missing c headerfiles
Performance	
Rating	
Comments	Cprobe was the first tool to attempt to measure bandwidth. It measures the dispersion of packet trains which has been proofed to measure the asymptotic dispersion rate which is not the same as the available bandwidth [3].

3.5 Bro

Description

Bro is a stand-alone system for detecting network intruders in real-time by passively monitoring a network link over which the intruder's traffic transits. Bro targets high-speed (Gbps), high-volume intrusion detection. By judiciously leveraging packet filtering techniques, Bro is able to achieve the performance necessary to do so while running on commercially available PC hardware, and thus can serve as a cost effective means of monitoring a site's first source of attacks: its Internet connection.

Basic Info

Name	Bro
URL	http://www.icir.org/vern/bro.html
listed in	SLAC

Classification

Category	Intrusion detection
Active/passive	Passive
Offline/online	Both
Control input	Policy scripts
Data input	filtered packets, online capturing (libcap packet-capture library)
Metrics/functions	Packet capturing, protocol analysis Use libcap to filter the packet stream in the kernel for high performance. Then, Bro's event engine reduces the filtered stream into a series of high level events. (network activity in policy-neutral terms) Finally, the policy script interpreter executes event handlers.
Data output	Generate real-time alerts
IPv4/v6 support	
Time scope	Real time
Aggregation	Filtering
Sampling	
Availability	Stable 0.8 release
Supported systems	Unix: FreeBSD, Solaris, Linux, SunOS, and Digital Unix
Contact	Vern Paxson (vern@icir.org)

Evaluation

Test details	Version 0.8, Redhat 9, June 2004
Performance	
Rating	
Comments	

3.6 CMToolset

Description

The CM Toolset (Communication Measurement Toolset) is a tool for testing and measuring the quality of end-to-end TCP/IP communication channels. It is a development of a joint project between Telekom Austria, Salzburg Research and University of Applied Sciences & Technologies / School of Telecommunications Engineering, which was supported by the Austrian research fond "FFF".

The CM Toolset offers measurement features for an evaluation of IP networks. It provides a management platform to handle the measurement scenarios and to measure the IP performance parameters for different transport protocols. The different parameters (e.g. packet size, parameters of the load generators) can be adjusted. The results and the parameters of the measurements are stored in a database. The impact of different network configurations, protocol parameters and QoS parameters can be analysed. CMT generates traffic that emulates real applications, therefore different traffic models are implemented.

Basic Info

Name	Communication Measurement Toolset (CMToolset)
URL	http://cmtoolset.salzburgresearch.at/
listed in	

Classification

Category	Performance measurement, traffic analysis
Active/passive	active measurements
Offline/online	both
Control input	Telnet, Web GUI, database
Data input	live traffic or traces
Metrics/functions	bandwidth, one-way-delay, round-trip-time, jitter
Data output	Text file, graphic
IPv4/v6 support	both
Time scope	
Aggregation	Yes
Sampling	
Availability	upon request, for evaluation purposes
Supported systems	Linux, Unix
Contact	Thomas Pfeiffenberger (thomas.pfeiffenberger@salzburgresearch.at) Salzburg Research Forschungsgesellschaft m.b.H.

Evaluation

Test details	Thomas Pfeiffenberger, May 2004, Linux with kernel 2.4.x
Performance	
Rating	
Comments	

3.7 DAG card

Description

DAG cards from Endace are highest performance packet capturing cards for line speeds up to 10 GBit/sec. They are available as PCI or PCI-X cards and are accessed from traffic measurement applications via an API. In fastest mode, the DAG cards transfers portions of captured packets over the PCI(-X) bus to the application. For slower line speed, the card can also classify packets and maintain flow records.

Basic Info

Name	DAG card
URL	http://www.endace.com/
listed in	

Classification

Category	Packet capturing
Active/passive	Passive
Offline/online	Online
Control input	API
Data input	Observed IP packets
Metrics/functions	Packet capturing
Data output	API
IPv4/v6 support	IPv4 and IPv6
Time scope	Real-time
Aggregation	filtering, classification, flow detection
Sampling	Yes
Availability	commercial license
Supported systems	Linux 2.4.x, FreeBSD 4.x

Evaluation

Test details	
Performance	
Rating	
Comments	

3.8 Distributed Benchmark System (DBS)

Description

Distributed Benchmark System evaluates the performance of entire TCP functions in various operational environments (i.e. flow control, retransmission control and congestion avoidance control).

Basic Info

Name	Distributed Benchmark System (DBS)
URL	http://www.ai3.net/products/dbs
listed in	

Classification

Category	TCP performance measurement
Active/passive	Active
Offline/online	Online
Control input	
Data input	Command files
Metrics/functions	UDP and TCP throughput, multi-point, traffic patterns (MPEG)
Data output	Text (log files), GUI (graphs)
IPv4/v6 support	
Time scope	Real time
Aggregation	
Sampling	
Availability	Release,
Supported systems	Linux, FreeBSD, Solaris, Irix, HP-UX
Contact	

Evaluation

Test details	Version dbs-1.1.5, Redhat 9, June 2004
Performance	
Rating	
Comments	
Contact	

3.9 Distributed Internet Traffic Generator (D-ITG)

Description

The Distributed Internet Traffic Generator (D-ITG) is a platform capable to produce traffic (network, transport and application layer) and accurately replicate appropriate stochastic processes for both IDT (Inter Departure Time) and PS (Packet Size) random variables (exponential, uniform, cauchy, normal, pareto, etc.)

Basic Info

Name	D-ITG - Distributed Internet Traffic Generator
URL	http://www.grid.unina.it/software/ITG/
listed in	

Classification

Category	traffic generator
Active/passive	active
Offline/online	online
Control input	CLI, web based GUI is planned
Data input	text logfile
Metrics/functions	D-ITG can perform both one-way-delay (OWD) measurement and round-trip-time (RTT) measurement, packet loss evaluation, jitter and throughput measurement. It presents both a multithread and a multitask implementation. The supported protocols are: TCP, UDP, ICMP, DNS, Telnet, VoIP (G.711, G.723, G.729, Voice Activity Detection, Compressed RTP).
Data output	In the former, a log server is used by senders and receivers to log data (both communications sender-log server and receiver-log server are carried out using a TCP or UDP communication). In the latter, processes of both senders and receivers use the MPI library.
IPv4/v6 support	
Time scope	real-time
Aggregation	
Sampling	
Availability	License: no license information (free?), distribution: binary for windows, source code for linux current version: 2.3 (april 2004)
Supported systems	Linux, Windows and Linux Familiar platform

Evaluation

Test details	Michael Kundt, April 2004, SuSE Linux
Performance	
Rating	
Comments	

3.10 Dsniff

Description

Dsniff is a collection of tools for network auditing and penetration testing. dsniff, filesnarf, mailsnarf, msgsnarf, urlsnarf, and webspay passively monitor a network for interesting data (passwords, e-mail, files, etc.). arpspoof, dnsspoof, and macof facilitate the interception of network traffic normally unavailable to an attacker (e.g, due to layer-2 switching). sshmitm and webmitm implement active monkey-in-the-middle attacks against redirected SSH and HTTPS sessions by exploiting weak bindings in ad-hoc PKI.

dsniff

Simple password sniffer. handles FTP, Telnet, HTTP, POP, NNTP, IMAP, SNMP, LDAP, Rlogin, NFS, SOCKS, X11, IRC, AIM, CVS, ICQ, Napster, Citrix ICA, Symantec pcAnywhere, NAI Sniffer, Microsoft SMB, and Oracle SQL*Net auth info. goes beyond most sniffers in that it minimally parses each application protocol, only saving the "interesting" bits. uses Berkeley DB as its output file format, logging only unique auth info. supports full TCP/IP reassembly, courtesy of libnids (all of the following tools do, as well).

mailsnarf

A fast and easy way to violate the Electronic Communications Privacy Act of 1986 (18 USC 2701-2711), be careful! Outputs all messages sniffed from SMTP traffic in Berkeley mbox format, suitable for offline browsing with your favorite mail reader (mail -f, pine, etc.).

urlsnarf

Output all requested URLs sniffed from HTTP traffic in CLF (Common Log Format, used by almost all web servers), suitable for offline post-processing with your favorite web log analysis tool (analog, wwwstat, etc.).

webspay

Sends URLs sniffed from a client to your local Netscape browser for display, updated in real-time (as the target surfs, your browser surfs along with them, automagically).

Basic Info

Name	dsniff
URL	http://monkey.org/~dugsong/dsniff/ , http://www.datanerds.net/~mike/dsniff.html
listed in	

Classification

Category	network sniffing toolset
Active/passive	passive
Offline/online	online
Control input	CLI, configuration files
Data input	
Metrics/functions	decode many application level protocols (see description)
Data output	human readable logfiles, ASCII output to terminal
IPv4/v6 support	
Time scope	
Aggregation	
Sampling	no
Availability	open source
Supported systems	OpenBSD, Linux, Solaris, and WIN32
Contact	Dug Song <dugsong@monkey.org>

Evaluation

Test details	version 2.3, Carsten Schmoll, 25.06.2004
Performance	
Rating	
Comments	

3.11 E2ETT

Basic Info

Name	E2ETT
URL	N/A
source	EuQoS project
contact	Paolo Brunelli (paolo.brunelli@datamat.it)

Classification

Category	QoS traffic measurement
Active/passive	active
Offline/online	online
Control input	GUI
Data input	
Metrics/functions	One-Way Delay (IPPM), Round-Trip Delay (IPPM), Throughput
Data output	
IPv4/v6 support	
Time scope	
Aggregation	
Sampling	
Availability	availability restricted, status = prototype, GPL license
Supported systems	Windows

Evaluation

Test details	input received via questionnaire
Performance	
Rating	
Comments	interoperability via X733 for HMS

3.12 eHealth – Concord

Basic Info

Name	eHealth – Concord
URL	www.concord.com , www.reporting.belgacom.be
source	Belgacom Enhanced Networking
contact	Renaud Herne (renaud.herne@belgacom.be)

Classification

Category	WAN, LAN, IT Reporting
Active/passive	both, direct measurement
Offline/online	both
Control input	configuration files (proprietary DCI file), CLI, GUI, SNMP
Data input	
Metrics/functions	Connectivity (IPPM), One-Way Delay (IPPM), Round-Trip Delay (IPPM), Delay Variation (IPPM), Packet Loss (IPPM), Throughput, Used Bandwidth, Available Bandwidth, Bulk Data Transfer Capacity (IPPM), Link Capacity
Data output	to files (HTML, PDF, ASCII), stdout, GUI,
IPv4/v6 support	IPv4
Time scope	
Aggregation	yes
Sampling	yes
Availability	commercial, version 5.6.5 (stable production release), Company licence based on number of used elements
Supported systems	Solaris

Evaluation

Test details	input received via questionnaire
Performance	
Rating	
Comments	import/export interoperability available via import/export filters

3.13 Ethereal

Description

Ethereal is a program for troubleshooting, analysis, software and protocol development, and education. It offers a large variety of protocol analyzer functions. Ethereal can capture packets online or read them from a file. Online packet capturing is supported for Ethernet, FDDI, PPP, Token-Ring, IEEE 802.11, Classical IP over ATM, and loopback interfaces. Captured network data can be browsed via a GUI or CLI.

Basic Info

Name	Ethereal
URL	http://www.ethereal.com/
listed in	

Classification

Category	performance measurement, traffic analysis, visualisation
Active/passive	Passive
Offline/online	Online/Offline
Control input	GUI, CLI

Data input	Libpcap, file, gzipped file Supported file formats: tcpdump; NAI's Sniffer™ (compressed and uncompressed); Sniffer™ Pro; NetXray™; Sun snoop and atmsnoop; Shomiti/Finisar Surveyor; AIX's iptrace; Microsoft's Network Monitor; Novell's LANalyzer; RADCOM's WAN/LAN Analyzer; HP-UX nettl; i4btrace from the ISDN4BSD project; Cisco Secure IDS iplog; the pppd log (pppdump-format); the AG Group's/WildPacket's EtherPeek/TokenPeek/AiroPeek; Visual Networks' Visual UpTime; Lucent/Ascend WAN router traces; Toshiba ISDN router traces; VMS's TCPIPtrace utility; DBS Etherwatch utility for VMS.
Metrics/functions	available bandwidth, utilisation (bandwidth, protocol, ports), protocol analysis, jitter (IPDV, payload), loss, packet capturing, accounting, throughput/goodput, packet reordering, multicast
Data output	GUI, CLI, dump files
IPv4/v6 support	IPv4 and IPv6
Time scope	Real-time
Aggregation	filtering, classification, flow detection, aggregation
Sampling	No
Availability	GPL
Supported systems	FreeBSD, OpenBSD, NetBSD, Linux, HP-UX, Solaris, Mac OS X, BeOS AIX, Windows, Irix, UnixWare

Evaluation

Test details	MacOS 10.3, June 2004, Jürgen Quittek
Performance	
Rating	
Comments	

3.14 Ettercap

Description

Ettercap is a suite for man in the middle attacks on LAN. It features sniffing of live connections, content filtering on the fly and many other interesting tricks. It supports active and passive dissection of many protocols (even ciphered ones) and includes many features for network and host analysis.

Basic Info

Name	Ettercap
URL	http://ettercap.sourceforge.net
listed in	CAIDA, Sourceforge

Classification

Category	Network sniffing
Active/passive	Passive
Offline/online	online
Control input	GUI
Data input	GUI
Metrics/functions	Packet sniffer, network protocol analyser
Data output	GUI, libpcap, text files
IPv4/v6 support	
Time scope	Real-time

Aggregation	
Sampling	
Availability	Release, Opensource
Supported systems	Windows 9x/NT/2000/XP, Linux 2.x, FreeBSD 4.x 5.x, OpenBSD 2.[789] 3.x, Solaris 2.x, NetBSD 1.5Mac OS X (darwin 1.3 1.4 5.1 6.x 7.x)
Contact	Alberto Ornaghi (alor@users.sourceforge.net) Marco Valleri (naga@antifork.org)

Evaluation

Test details	ettercap-0.6.9, Readhat 9, June 2004
Performance	
Rating	
Comments	

3.15 Initial Gap Increasing and Packet Transmission Rate (IGI/PTR)

Description

This is an available bandwidth measurement tool using active probing, which can be used to measure the available bandwidth between two end points on Internet.

Basic Info

Name	Initial Gap Increasing (IGI) and Packet Transmission Rate (PTR)
URL	http://gs274.sp.cs.cmu.edu/www/igi/
listed in	

Classification

Category	bandwidth measurement
Active/passive	active
Offline/online	online
Control input	CLI
Data input	
Metrics/functions	active probing between two measurement points
Data output	
IPv4/v6 support	
Time scope	real-time
Aggregation	
Sampling	
Availability	License: no information, Distribution: source code Version: Program has a root Version and a normal Version. The root Version uses self constructed TCP packets and does measurements using libpcap. The normal version doesn't require root access, it measure UDP packets at the application layer.
Supported systems	Linux, Linux Familiar platform

Evaluation

Test details	Michael Kundt, April 2004, SuSE Linux
Performance	
Rating	
Comments	IGI/PTR uses the packet dispersion probing mechanism. Multiple packet pairs are sent with increasing gap size. The IGI algorithm computes the rate of the competing traffic while the PTR algorithm computes the available bandwidth.

3.16 Internet2 Detective

Description

Internet2 Detective offers computer users easy access to the status and capabilities of their current network connection by providing information about advanced network capabilities, including connectivity to an Internet2 backbone network, an estimate of available bandwidth and multicast capabilities. Internet2 Detective uses a simple interface to present information about a network connection that previously only advanced users or network engineers knew how to obtain. The Internet2 Detective can save the user time and frustration by verifying that the network fulfills necessary requirements to support specific applications.

Basic Info

Name	Internet2 Detective
URL	http://detective.internet2.edu/
listed in	

Classification

Category	connectivity and QoS checker
Active/passive	active
Offline/online	online
Control input	GUI
Data input	
Metrics/functions	connectivity, bandwidth
Data output	GUI
IPv4/v6 support	
Time scope	
Aggregation	
Sampling	no
Availability	open source, version 3.1
Supported systems	Win32, MacOS X
Contact	detective@internet2.edu

Evaluation

Test details	version 3.1, Carsten Schmoll, 25.06.2004
Performance	
Rating	
Comments	version 3.1 requires Microsoft's .NET framework

3.17 Ipband

Description

ipband is a pcap based IP traffic monitor. It tallies per-subnet traffic and bandwidth usage and starts detailed logging if specified threshold for the specific subnet is exceeded. If traffic has been high for a certain period of time, the report for that subnet is generated which can be appended to a file or e-mailed. When bandwidth usage drops below the threshold, detailed logging for the subnet is stopped and memory is freed.

This utility could be handy in a limited bandwidth WAN environment (frame relay, ISDN etc. circuits) to pinpoint offending traffic source if certain links become saturated to the point where legitimate packets start getting dropped.

Basic Info

Name	ipband
URL	http://ipband.sourceforge.net/
listed in	SourceForge

Classification

Category	bandwidth watchdog tool with alerting functions
Active/passive	passive
Offline/online	online
Control input	CLI, configuration file
Data input	live traffic
Metrics/functions	volume, bandwidth,
Data output	human readable ASCII reports or files
IPv4/v6 support	IPv4
Time scope	seconds, minutes, hours
Aggregation	yes
Sampling	no
Availability	open source, GPL, version 0.7.2
Supported systems	UNIX, Linux
Contact	not available

Evaluation

Test details	version 3.1, Carsten Schmoll, 25.06.2004
Performance	
Rating	
Comments	

3.18 Iperf

Description

Iperf is a tool to measure maximum TCP bandwidth, allowing the tuning of various parameters and UDP characteristics. Iperf reports bandwidth, delay jitter, datagram loss.

Basic Info

Name	Iperf
URL	http://dast.nlanr.net/Projects/Iperf

listed in	CAIDA
-----------	-------

Classification

Category	QoS & Performance measurement
Active/passive	Active
Offline/online	Online
Control input	CLI, GUI
Data input	Live traffic
Metrics/functions	TCP and UDP bandwidth performance, datagram delay, jitter, loss
Data output	Text
IPv4/v6 support	Both
Time scope	Real-time
Aggregation	
Sampling	
Availability	Release Version 1.7.0, Free
Supported systems	Unix; win32
Contact	

Evaluation

Test details	Version 1.7.0, Redhat 9, June 2004
Performance	
Rating	
Comments	

3.19 JFFNMS

Description

JFFNMS is a Network Management System designed to maintain a IP SNMP / Syslog / Tacacs+ Network. It can be used to monitor any standards compilant SNMP device, Server, TCP port or Custom Poller, also it has some Cisco oriented features.

Basic Info

Name	Just-For-Fun Network Management System (JFFNMS)
URL	http://www.jffnms.org/
listed in	

Classification

Category	network management
Active/passive	
Offline/online	
Control input	WebGUI
Data input	via GUI (from user), via SNMP (from devices)
Metrics/functions	Tacacs+ Authentication and Accounting, Syslog Logging with PCRE Matching, SNMP Trap Handler, TFTP Configuration Download and Archival (Cisco IOS & CatOS), Smokeping, MSyslog (custom) and Syslog-NG Support, fping, reachability and Packet Loss, NTP Synchronization Verification, NMAP for TCP Port Discovery, Linux TC (traffic shapper) via custom net-snmp plugin, for TC Class Graphing

Data output	Status Map, gives you a quick look of all your network Output in database: MySQL, Postgres, CVS Export
IPv4/v6 support	
Time scope	
Aggregation	
Sampling	
Availability	written in PHP4, available incl. source code, License: GNU GPL
Supported systems	Win32, Linux, FreeBSD

Evaluation

Test details	Michael Kundt, May 2004, SuSE Linux
Performance	
Rating	
Comments	

3.20 Libpcap

Description

The system library packet capturing called libpcap is the most commonly used library for capturing IP packets at network interface cards. It is available for most common PC and workstation operating systems. Libpcap captures packets by creating copies of portions of the packets, for example the first 60 bytes. Captured portions (or entire packets) are forwarded to the application using libpcap, either by a callback function or as result of a function polling the library. Libpcap can filter packets. Filtering is specified using the Berkeley Packet filter syntax. The performance of libpcap varies significantly between different operating systems. On BSD-based systems, libpcap works highly reliable on most common network interface cards. Older Linux versions (up to 0.4) of libpcap already start losing packets at a speed of a few Megabits due to buffer overruns.

Basic Info

Name	libpcap
URL	http://www.tcpdump.org/
listed in	

Classification

Category	Traffic measurement
Active/passive	Passive
Offline/online	Online
Control input	libpcap API
Data input	Traffic observed at network interface cards
Metrics/functions	packet capturing
Data output	libpcap API
IPv4/v6 support	IPv4 and IPv6
Time scope	Real-time
Aggregation	Filtering
Sampling	No
Availability	BSD
Supported systems	FreeBSD, NetBSD, OpenBSD, MacOS X, Solaris, SunOS, DEC OSF/1, Digital UNIX, Tru64 UNIX, Ultrix, HP-UX, AIX, Linux, NeXTSTEP, SINIX, SCO Unix, UnixWare

Evaluation

Test details	Solaris 8 and MacOS 10.3, June 2004, Jürgen Quittek
Performance	
Rating	
Comments	

3.21 LFT

Description

LFT, short for Layer Four Traceroute, is a sort of 'traceroute' that often works much faster (than the commonly-used Van Jacobson method) and goes through many configurations of packet-filter based firewalls. More importantly, LFT implements numerous other features including AS number lookups, loose source routing, netblock name lookups, et al.

Rather than launching UDP probes in an attempt to elicit ICMP TIME_EXCEEDEDs from hosts in the path, LFT accomplishes substantively the same effect using TCP SYN or FIN probes. Then, LFT listens for TIME_EXCEEDED messages, TCP RESET, and various other interesting heuristics from firewalls or other gateways in the path.

Basic Info

Name	LFT
URL	http://www.mainnerve.com/lft/
listed in	FreshMeat

Classification

Category	Alternative traceroute
Active/passive	active
Offline/online	online
Control input	CLI
Data input	
Metrics/functions	connectivity, round trip time
Data output	ASCII on terminal
IPv4/v6 support	
Time scope	
Aggregation	
Sampling	
Availability	open source, version 2.2
Supported systems	Linux, Win32 (requires Cygwin), PPC, Zaurus
Contact	http://www.mainnerve.com/contactus.html

Evaluation

Test details	version 2.2, Linux/x86, Carsten Schmoll 28.6.2004
Performance	
Rating	
Comments	

3.22 MGEN

Description

MGEN provides programs for sourcing/sinking real-time multicast/unicast UDP/IP traffic flows with optional support for operation with ISI's "rsvpd". It now also includes support for scripted generation of packet flows with the IP TOS field set. The MGEN tools transmit and receive (and log) time-stamped, sequence numbered packets. Post-test analyses of the log files can be performed to assess network or network component ability to support the given traffic load in terms of packet loss, delay, delay jitter, etc. MGEN has been used to evaluate the capability of networks and devices to properly provide IP Multicast and RSVP support.

Basic Info

Name	The Multi-Generator Toolset MGEN
URL	http://manimac.itd.nrl.navy.mil/MGEN moved to http://mgen.pf.itd.nrl.navy.mil/
listed in	

Classification

Category	Traffic generation
Active/passive	Active
Offline/online	Online
Control input	CLI, GUI
Data input	real-time traffic patterns
Metrics/functions	Traffic generation & Measurement of unicast/Multicast UDP Support for ISI's RSVPd
Data output	Text, GNUplot script , GUI
IPv4/v6 support	Both
Time scope	Real-time
Aggregation	
Sampling	
Availability	Opensource
Supported systems	Linux, FreeBSD, NetBSD, Solaris, SGI, DEC, Win32
Contact	Brian Adamson adamson@itd.nrl.navy.mil Hal Greenwald hgreenwald@itd.nrl.navy.mil

Evaluation

Test details	FreeBSD, Linux, May 2004, Lutz Mark
Performance	
Rating	
Comments	

3.23 Multi Router Traffic Grapher (MRTG)

Description

The Multi Router Traffic Grapher (MRTG) is a tool to monitor the traffic load on network-links. It graphically represents the data SNMP agents brings to SNMP managers. It generates nice HTML pages with GIF graphics about inbound and outbound traffic in network interfaces in almost real time. MRTG is based on Perl and C and works under UNIX and Windows NT.

Basic Info

Name	Multi Router Traffic Grapher (MRTG)
URL	http://people.ee.ethz.ch/~oetiker/webtools/mrtg
listed in	CAIDA

Classification

Category	Traffic load monitoring
Active/passive	Passive
Offline/online	Both
Control input	CLI
Data input	SNMP packets
Metrics/functions	MRTG consists of a Perl script which uses SNMP to read the traffic counters of routers and a C program which logs the traffic data and creates graphs representing the traffic on the monitored network connection. These graphs are embedded into webpages which can be viewed from any modern Web-browser.
Data output	GUI: HTML pages containing GIF images which provide a LIVE visual representation of the traffic
IPv4/v6 support	
Time scope	~ Real-time (10ms timers)
Aggregation	
Sampling	
Availability	Gnu GPL
Supported systems	*nix and Windows NT, 2k
Contact	Tobias Oetiker <oetiker@ee.ethz.ch> Dave Rand <dlr@bungl.com>

Evaluation

Test details	
Performance	
Rating	
Comments	

3.24 MSA

Description

The MSA tool calculates the value of effective bandwidth for traffic from a trace file. It implements the numerical solution of the supinf formula of the many sources asymptotic. The tool has five basic functions to compute:

- (1) loss probability for specific capacity, buffer, number of sources, and traffic mix,
- (2) maximum number of admissible sources for specific capacity, buffer, target loss probability, and traffic mix,
- (3) minimum buffer for specific capacity, number of sources, target loss probability, and traffic mix,
- (4) the minimum capacity for specific buffer, number of sources, target loss probability, and traffic mix, and
- (5) effective bandwidth for specific values of s, t (which are the space and time parameter related with MSA algorithm)

Basic Info

Name	MSA
URL	http://www.ics.forth.gr/netgroup/msa/software.html
listed in	

Classification

Category	traffic analysis
Active/passive	N/A
Offline/online	offline
Control input	CLI
Data input	Traces, represented as records of number of bits, packets, or cells, transmitted within intervals of constant length
Metrics/functions	Calculates loss probability, minimum buffer, maximum number of admissible sources, minimum required capacity
Data output	Text
IPv4/v6 support	
Time scope	N/A
Aggregation	
Sampling	N/A
Availability	Executable files can be downloaded. Web interface (Java) available at http://www.ics.forth.gr/netgroup/msa/interface.html .
Supported systems	Solaris, FreeBSD, SunOS
Contact	vsiris@ics.forth.gr

Evaluation

Test details	Evaluation based on manual available at http://www.ics.forth.gr/netgroup/msa/distr/msa.README .
Performance	
Rating	
Comments	

3.25 Nagios

Description

Nagios is a host and service monitor designed to inform you of network problems before your clients, end-users or managers do. A monitoring daemon runs regular checks on hosts and services you specify using external plugins which return status information to Nagios. When problems are encountered, the daemon can send notifications out to administrative contacts in a variety of different ways (email, instant message, SMS, etc.). Current status information, historical logs, and reports can all be accessed via a web browser.

Nagios can monitor services such as: SMTP, POP3, HTTP, NNTP, PING. It can also monitor hosts in detail (processor load, disk and memory usage, running processes, log files, etc.). Status information is retained across restarts within a central database.

Basic Info

Name	nagios
URL	www.nagios.org
contact	Pierre Wallemacq (pierre.w@belnet.be), BELNET

Classification

Category	connectivity surveillance tool
Active/passive	active, using ping
Offline/online	online
Control input	GUI, config file, SNMP
Data input	ping results
Metrics/functions	connectivity (IPPM)
Data output	GUI, log files, SNMP, mrg
IPv4/v6 support	IPv4
Time scope	
Aggregation	
Sampling	
Availability	open source (GPL), version 1.0b2, status = stable
Supported systems	Linux/Unix
Contact	

Evaluation

Test details	
Performance	
Rating	
Comments	

3.26 Netio

Description

This is a network benchmark for, OS/2 2.x, Windows NT/2000 and Unix. It measures the net throughput of a network via NetBIOS, TCP and UDP protocols (Unix only supports TCP and UDP) using various different packet sizes.

Basic Info

Name	netio
URL	http://freshmeat.net/projects/netio/ http://ftp.leo.org/pub/comp/os/os2/leo/systools/netio123.zip
listed in	FreshMeat
contact	Kai-Uwe Rommel

Classification

Category	performance measurement
Active/passive	active
Offline/online	online
Control input	none
Data input	CLI, captures traffic generated by other netio instance
Metrics/functions	throughput of a network via NetBIOS, TCP and UDP protocols (Unix only supports TCP and UDP) using various different packet sizes
Data output	ASCII to console
IPv4/v6 support	both
Time scope	
Aggregation	
Sampling	no
Availability	free for non-commercial use
Supported systems	OS/2 2.x, all Windows versions, Unix/Linux, Solaris

Evaluation

Test details	Version 1.23 on SuSE Linux, Michael Kundt, May 2004
Performance	
Rating	
Comments	

3.27 nBox86

Description

NBox86 is a Linux-based operating system for an x86 PC that turns the PC into a NetFlow probe that can be configured via SSH or a secure web interface.

Basic Info

Name	nBox86
URL	http://www.ntop.org/nBox86/
listed in	

Classification

Category	Traffic measurement and export of measured data
Active/passive	Passive
Offline/online	Online
Control input	CLI, web interface
Data input	Traffic observed at network interface cards
Metrics/functions	packet capturing, accounting

Data output	NetFlow v5, v9
IPv4/v6 support	IPv4 and IPv6
Time scope	Real-time
Aggregation	Filtering, classification, flow detection
Sampling	No
Availability	Commercial license
Supported systems	x86 PC with i586 processor and up to 3 network interface cards

Evaluation

Test details	Pentium 4, 1.4 GHz, 2 x 1Gbit NICs, June 2004, Jürgen Quittek
Performance	
Rating	
Comments	

3.28 NetFlow

Description

The NetFlow probe is a module contained in almost all Cisco and Juniper routers. It captures IP packets at line cards and classifies them into flows based on the 5-tuple (source IP address, destination IP address, protocol type, source port number, destination port number). Measured flows properties (timestamp, number of bytes, number of packets) are exported using the NetFlow protocol. NetFlow versions up to version 8 used a fixed record format. NetFlow version 9 uses a template-based approach as the IETF IPFIX standard does. The most commonly used version is version 5. NetFlow probes are considered as highly reliable modules that can be configured such that they hardly miss a packet. On high speed routers this is achieved by implementing parts of it in hardware. However, the transport of NetFlow records using UDP is highly unreliable.

Basic Info

Name	NetFlow
URL	http://www.cisco.com/warp/public/732/Tech/nmp/netflow/index.shtml
listed in	

Classification

Category	Connectivity checking, performance measurement
Active/passive	Active
Offline/online	Online
Control input	CLI
Data input	Observed packets at network interface cards
Metrics/functions	Packet capturing
Data output	NetFlow
IPv4/v6 support	IPv4 and IPv6 (version 9)
Time scope	Real-time
Aggregation	classification, flow detection
Sampling	No
Availability	Commercial license, included in IOS, JunOS
Supported systems	Almost all Cisco and Juniper routers

Evaluation

10/02/2006

Test details	
Performance	
Rating	
Comments	

3.29 NetMate

Description

NETMATE (Network Measurement and Accounting System) is a flexible and extensible network measurement tool (meter). It can be used for accounting, delay/loss measurement, packet capturing and much more. The main advantage over other existing tools is that it can be easily extended due to its modular (class-based) structure and dynamic loadable packet processing and information export modules. A GUI for controlling multiple meters and displaying measurement results is currently under development. NMRSH is the Netmate Remote Shell which allows to remote control Netmate meters. Flexibility and extensibility is achieved by runtime loadable metric and export modules, a modular architecture (C++ classes) and an extensible ruleset format (XML-based).

Basic Info

Name	NetMate
URL	http://www.fokus.fhg.de/research/cc/meteor/projects/ip-qos/netmate/index.php
listed in	

Classification

Category	Performance measurement, traffic analysis, accounting
Active/passive	Passive
Offline/online	Both
Control input	Ruleset files, remote control via proprietary protocol over HTTP (including SSL support, host and user authentication), client which allows interactive command processing or batching
Data input	Online capturing (libpcap), tcpdump trace files (libpcap), multiple interface support
Metrics/functions	Accounting, bandwidth, packet IDs (for OWD, OWL computation), RTT, jitter, port usage, packet length distribution, RTP loss, HTTP/DNS/TCP transaction latency, packet capturing
Data output	Text files, binary files (tcpdump), IPFIX
IPv4/v6 support	Both
Time scope	Metrics can be computed over 20ms intervals, data is exported in second intervals (min 1 second)
Aggregation	Classification and automatic flow separation based on arbitrary packet attribute combinations (supports masks, ranges, sets, wildcards)
Sampling	Yes (per interface before classification)
Availability	Open Source, GPL license, beta
Supported systems	Linux, FreeBSD, Solaris
Contact	Sebastian Zander, Carsten Schmoll (Fraunhofer FOKUS) http://www.fokus.fraunhofer.de/research/cc/meteor/projects/ip-qos/netmate

Evaluation

Test details	Version 0.8, SUSE Linux 8.1, 18.05.2004, Sebastian Zander
Performance	
Rating	
Comments	Configurable multithreading support

3.30 NetPipe

Description

NetPIPE is a protocol independent performance tool that encapsulates the best of `ttcp` and `netperf` and visually represents the network performance under a variety of conditions. It performs simple ping-pong tests, bouncing messages of increasing size between two processes, whether across a network or within an *SMP* system. Message sizes are chosen at regular intervals, and with slight perturbations, to provide a complete test of the communication system. Each data point involves many ping-pong tests to provide an accurate timing. Latencies are calculated by dividing the round trip time in half for small messages (< 64 Bytes).

Basic Info

Name	NetPipe - Network Protocol Independent Performance Evaluator
URL	http://www.scl.ameslab.gov/netpipe
listed in	

Classification

Category	performance measurement
Active/passive	active
Offline/online	online
Control input	CLI
Data input	
Metrics/functions	latency, throughput
Data output	chart
IPv4/v6 support	both
Time scope	
Aggregation	
Sampling	
Availability	No information about license
Supported systems	

Evaluation

Test details	version 3.6.2, Michael Kundt, May 2004
Performance	
Rating	
Comments	

3.31 nProbe

Description

Nprobe is a program that collects traffic information using `libpcap` and exports it via the NetFlow protocol.

Basic Info

Name	nProbe
URL	http://www.ntop.org/nProbe.html
listed in	

Classification

Category	Traffic measurement and export of measured data
Active/passive	Passive
Offline/online	Online
Control input	CLI
Data input	libpcap
Metrics/functions	Packet capturing, accounting
Data output	NetFlow v5 and v9
IPv4/v6 support	IPv4 and IPv6
Time scope	Real-time
Aggregation	Filtering, classification, flow detection
Sampling	No
Availability	GPL
Supported systems	FreeBD, Linux, Solaris, Irix, AIX, Mac OS X, Windows 95/98/me/NT/2K/XP

Evaluation

Test details	Max OS X 10.3, June 2004, Jürgen Quittek
Performance	
Rating	
Comments	

3.32 Ntop

Description

Ntop (network top) is a program that measures, displays and stores IP traffic properties. It is part of many open source operating system distributions and can be accessed via CLI or web browser. Ntop is a powerful traffic measurement tool that supports many protocols and can be used for sophisticated traffic classification and analysis.

Basic Info

Name	ntop
URL	http://www.ntop.org/
listed in	

Classification

Category	performance measurement, traffic analysis, visualisation
Active/passive	Passive
Offline/online	Online, offline possible
Control input	CLI, (secure) web interface
Data input	libpcap, NetFlow v5, v9, sFlow

Metrics/functions	Metrics: utilisation (bandwidth, protocol, ports), protocol analysis, packet capturing, accounting, packet reordering, multicast Functions: <ul style="list-style-type: none"> - Sort network traffic according to many protocols - Show network traffic sorted according to various criteria - Display traffic statistics - Identify the identity (e.g. email address) of computer users - Passively (i.e. without sending probe packets) identify the host OS - Show IP traffic distribution among the various protocols - Analyse IP traffic and sort it according to the source/destination - Display IP Traffic Subnet matrix (who's talking to who?) - Report IP protocol usage sorted by protocol type - Act as a NetFlow/sFlow collector for flows generated by routers (e.g. Cisco and Juniper) or switches (e.g. Foundry Networks) - Produce RMON-like network traffic statistics
Data output	GUI, RDD file format (see http://people.ee.ethz.ch/~oetiker/webtools/rrdtool/), web frontend (features built-in http server)
IPv4/v6 support	IPv4 and IPv6
Time scope	Real-time
Aggregation	Filtering, classification, flow detection
Sampling	No
Availability	GPL
Supported systems	FreeBD, Linux, Solaris, Irix, AIX, Mac OS X, Windows 95/98/me/NT/2K/XP

Evaluation

Test details	Max OS X 10.3, June 2004, Jürgen Quittek
Performance	
Rating	
Comments	

3.33 OpenIMP

Description

The Open Internet Measurement Platform (OpenIMP) has been designed for distributed IP traffic and quality of service measurements like volume, one-way-delay, jitter and packet loss. It integrates passive and active measurement components with analysis and visualization functions. It provides solutions for usage-based accounting, SLA validation, intrusion detection, traffic profiling and other applications. Due to the modular design and the combination of a variety of components it can be adapted to the measurement demands of a variety of applications.

A data collector can request measurement result data from several distributed meters and stores it in the measurement results database. An evaluation server calculates IP QoS metrics like one-way-delay, jitter and packet loss from these data sets.

Basic Info

Name	OpenIMP
URL	http://www.fokus.fhg.de/research/cc/meteor/products/content.html
contact	Lutz Mark (mark@fokus.fraunhofer.de)

Classification

Category	QoS performance measurement, traffic analysis, accounting
Active/passive	both
Offline/online	online
Control input	CLI, web-based GUI
Data input	
Metrics/functions	Delay Variation (IPPM), Packet Loss (IPPM), Used Bandwidth
Data output	write to files (CSV, Space-SV), IPFIX planned
IPv4/v6 support	both
Time scope	
Aggregation	yes
Sampling	planned
Availability	public, version 1.0, state = prototype, still under development
Supported systems	Linux, FreeBSD

Evaluation

Test details	FreeBSD, Linux with 2.4 kernel, Lutz Mark, March 2004
Performance	
Rating	
Comments	

3.34 OpenView

Description

OpenView is a commercially available network management system platform by Hewlett Packard. It offers a network management database, an event handling system, a library for graphical user interfaces, an SNMP library and a variety of further tools and libraries for implementing network management functions.

Particularly, OpenView can remotely monitor network traffic at IP interfaces of managed systems by accessing the corresponding Management Information Base (MIB) modules via the Simple Network Management Protocol (SNMP). The provided SNMP tools and graphic libraries support graphical display of measured traffic characteristics, from simple display of all connections at an interface to display of selected individual TCP or UDP traffic flows between selected hosts.

For OpenView there exists a large number of commercially available network management modules. A basic and very commonly used one is the Node Manager, also by HP. The Node Manager includes active topology discovery functions.

Basic Info

Name	OpenView
URL	http://www.openview.hp.com/
listed in	

Classification

Category	Topology, performance measurement, traffic analysis, tools management, visualisation
Active/passive	Passive (Node Manager: active)
Offline/online	Online, offline possible
Control input	GUI, CLI
Data input	MIB modules via SNMP, measurement

Metrics/functions	Topology detection, utilisation (bandwidth, protocol, ports), loss (RT,OW), accounting, throughput/goodput, reachability,
Data output	GUI, database
IPv4/v6 support	IPv4 and IPv6
Time scope	Real-time
Aggregation	filtering, classification, flow detection, threshold/alarms
Sampling	No specific support
Availability	Commercial license
Supported systems	HP-UX, Solaris, Windows

Evaluation

Test details	Solaris 8, June 2004, Jürgen Quittek
Performance	
Rating	
Comments	

3.35 Packetyzer

Description

Packetyzer is a Windows user interface for the Ethereal packet capture and dissection library. Packetyzer can decode more than 483 protocols. Packetyzer also works together with the Neutrino Sensor for 802.11 packet capture and analysis.

Basic Info

Name	packetyzer
URL	http://www.networkchemistry.com/products/packetyzer/
listed in	

Classification

Category	network monitor and protocol decoder
Active/passive	passive
Offline/online	both
Control input	GUI
Data input	live traffic or tcpdump traces
Metrics/functions	decode application protocols, list packet headers
Data output	GUI
IPv4/v6 support	both
Time scope	
Aggregation	
Sampling	
Availability	version 2.0.0 built with Ethereal 0.10.3 and winpcap 3.01a, open source (GPL)
Supported systems	Win32
Contact	http://www.packetyzer.com/forum/

Evaluation

Test details	version 2.0.0, winpcap 3.0.1a, Windows2000, Carsten Schmoll 28.6.2004
Performance	
Rating	
Comments	works using ethereal (dlls) as backend, included with installer

3.36 PathChirp

Description

pathChirp is a new active probing tool for estimating the available bandwidth on a communication network path. Based on the concept of "self-induced congestion," pathChirp features an exponential flight pattern of probes we call a chirp. Packet chirps offer several significant advantages over current probing schemes based on packet pairs or packet trains. By rapidly increasing the probing rate within each chirp, pathChirp obtains a rich set of information from which to dynamically estimate the available bandwidth.

PathChirp uses packet trains with exponential spaced packets called chirps. It measures interarrival times and therefore does not require time synchronization. Delay signatures measured are separated into excursions (segments) where all packets are part of the same busy period.

Basic Info

Name	pathChirp
URL	http://www.spin.rice.edu/Software/pathChirp/
listed in	

Classification

Category	
Active/passive	
Offline/online	
Control input	
Data input	
Metrics/functions	
Data output	
IPv4/v6 support	
Time scope	
Aggregation	
Sampling	
Availability	
Supported systems	

Evaluation

Test details	
Performance	
Rating	
Comments	

3.37 Pathload

Description

Pathload is a measurement methodology that can estimate the available bandwidth of Internet paths. The basic idea in Pathload is that the one-way delays of a periodic packet stream show increasing trend when the stream rate is larger than the avail-bw. The measurement algorithm is iterative and it requires the cooperation of both the sender and the receiver. Pathload is non-intrusive, meaning that it does not cause significant increases in the network utilization, delays, or losses. The tool has been verified experimentally, by comparing its results with SNMP utilization data from the path routers.

Pathload implements the self-induced congestion probing methodology. It requires access at both ends of the path and support a bandwidth range rather than a single estimate. It sends a periodic packet trains with different rates and measures the one-way delays (OWD). In case of an overload link there will be an increasing OWD trend (as queue builds up) otherwise there will be a non-increasing trend. The trends are detected using two algorithms. Because OWD is measured time synchronization of sender and receiver is required.

Basic Info

Name	pathload
URL	http://www.cc.gatech.edu/fac/Constantinos.Dovrolis/pathload.html
listed in	

Classification

Category	
Active/passive	
Offline/online	
Control input	
Data input	
Metrics/functions	
Data output	
IPv4/v6 support	
Time scope	
Aggregation	
Sampling	
Availability	
Supported systems	

Evaluation

Test details	
Performance	
Rating	
Comments	

3.38 Ping

Description

The ping program sends Internet Control Message Protocol (ICMP) ECHO_REQUEST messages to specified target hosts and waits for receiving the ICMP ECHO_REPLY message. It measures the roundtrip time between sending the request and receiving the response. It is available on almost all operating systems that have an Internet stack.

Basic Info

Name	ping
URL	http://ftp.arl.mil/~mike/ping.html
listed in	

Classification

Category	Connectivity checking, performance measurement
Active/passive	Active
Offline/online	Online
Control input	CLI
Data input	Received replies
Metrics/functions	RTT measurement, reachability
Data output	CLI
IPv4/v6 support	IPv4 and IPv6
Time scope	Real-time
Aggregation	None
Sampling	No
Availability	GNU, BSD, commercial license
Supported systems	Included in almost all operation systems with Internet stack

Evaluation

Test details	MacOS 10.3, June 2004, Jürgen Quittek
Performance	
Rating	
Comments	

3.39 Rude/Crude

Description

Rude (Real-time UDP Data Emitter) is a tool that generates UDP traffic to the network, which can be received and logged on the other side of the network with the CRUDE (Collector for RUDE).

Basic Info

Name	Rude (Real-time UDP Data Emitter)/ CRUDE (Collector for RUDE)
URL	http://rude.sourceforge.net
listed in	

Classification

Category	Traffic generator
Active/passive	Active
Offline/online	Online
Control input	CLI
Data input	Input files
Metrics/functions	Traffic generator and measurement of UDP
Data output	Trace/ Text files
IPv4/v6 support	
Time scope	Real-time
Aggregation	
Sampling	
Availability	Opensource: GPL, Version 2
Supported systems	*nix systems
Contact	Juha Laine , juha.laine@soon.fi Sampo Saaristo , sambo@cs.tut.fi Rui Prior , rprior@inescporto.pt

Evaluation

Test details	Version 0.62, Redhat 9, June 2004
Performance	
Rating	
Comments	Version 0.70: GUI implemented More accurate than MGEN which operates at 10 ms as system timer

3.40 Skitter

Description

Skitter is a tool for actively probing the Internet in order to analyse topology and performance.

Basic Info

Name	Skitter
URL	http://www.caida.org/tools/measurement/skitter
listed in	CAIDA

Classification

Category	Network topology
Active/passive	Active
Offline/online	Both
Control input	
Data input	ICMP echo requests
Metrics/functions	round trip time, hop count (IP paths), route changes
Data output	Text, GUI; a sample C++ code that processes the skitter traces stored in raw binary data files and then output them to the normal output channel (STDOUT) in a Perl-friendly text format.
IPv4/v6 support	IPv4

Time scope	Real-time
Aggregation	aggregate data into a centralized database for correlation and depiction as top-down, macroscopic view of a cross-section of the Internet
Sampling	
Availability	
Supported systems	FreeBSD (from v3.0)
Contact	Daniel Anderson (dea@caida.org)

Evaluation

Test details	
Performance	
Rating	
Comments	

3.41 Snort

Description

Snort is an intrusion detection program that observes traffic streams for certain patterns. SNORT is configured by rules specified in a simple proprietary language.

Basic Info

Name	Snort
URL	http://www.snort.org/
listed in	

Classification

Category	Traffic analysis, intrusion detection
Active/passive	Passive
Offline/online	Online/Offline
Control input	Intrusion detection rules via CLI and configuration file
Data input	libpcap, WinPcap, tcpdump files
Metrics/functions	Packet capturing
Data output	Packet dumps in logging directory, alerts to applications via socket
IPv4/v6 support	IPv4 and IPv6
Time scope	Real-time
Aggregation	Filtering
Sampling	No
Availability	GPL
Supported systems	OpenBSD, FreeBSD, NetBSD, Solaris, AIX, Linux, Windows, MacOS X

Evaluation

Test details	Solaris 8, June 2004, Jürgen Quittek
Performance	
Rating	
Comments	

3.42 SProbe

Description

SProbe is fast, accurate and works in uncooperative environments. That is, with SProbe one can measure the bottleneck bandwidth to any other machine on the Internet in just a few seconds. In addition, SProbe is scalable, works on asymmetric network paths, flexible to bandwidth changes, and its code is free.

Basic Info

Name	SProbe
URL	http://sprobe.cs.washington.edu
listed in	

Classification

Category	
Active/passive	
Offline/online	
Control input	
Data input	
Metrics/functions	
Data output	
IPv4/v6 support	
Time scope	
Aggregation	
Sampling	
Availability	
Supported systems	

Evaluation

Test details	
Performance	
Rating	
Comments	

3.43 Spruce

Description

Spruce is a tool for measuring available bandwidth over Internet paths.

Basic Info

Name	spruce
URL	http://project-iris.net/spruce/
listed in	

Classification

Category	available bandwidth measurement tool
Active/passive	active
Offline/online	online
Control input	CLI
Data input	
Metrics/functions	available bandwidth
Data output	
IPv4/v6 support	
Time scope	
Aggregation	
Sampling	
Availability	open source
Supported systems	
Contact	N/A

Evaluation

Test details	Carsten Schmoll 28.6.2004
Performance	
Rating	
Comments	

3.44 Sting

Description

sting is a TCP-based network measurement tool that measures end-to-end network path characteristics. sting is unique because it can estimate one-way properties, such as loss rate, through careful manipulation and observation of TCP behavior. In addition, using TCP allows sting to leverage the existing Internet infrastructure -- any TCP server can be used as a de facto measurement service -- and it avoids increasing problems with ICMP-based network measurement (blocking, spoofing, rate limiting, etc).

Basic Info

Name	sting
URL	http://www.cs.washington.edu/homes/savage/sting/
listed in	

Classification

Category	QoS traffic measurement
Active/passive	active
Offline/online	online
Control input	CLI
Data input	
Metrics/functions	loss, delay
Data output	
IPv4/v6 support	
Time scope	
Aggregation	
Sampling	no
Availability	source code can be downloaded
Supported systems	FreeBSD 3.x, Linux 2.3.x

Evaluation

Test details	
Performance	
Rating	
Comments	research paper about used measurement techniques and slides are also available

3.45 Tcpcat

Description

TCPDSTAT is a simple command line based trace analysis tool allowing to account traffic per application. The tool classifies traffic accordingly to protocol type (TCP, UDP) and used port number. It could also be extended due to source code availability.

Basic Info

Name	Tcpcat (tcpcat-uw)
URL	http://staff.washington.edu/dittrich/talks/core02/tools/tools.html
listed in	

Classification

Category	traffic analysis
Active/passive	N/A
Offline/online	Offline
Control input	CLI
Data input	tcpdump trace file (tcpdump -w)
Metrics/functions	Bytes/packets sent per application/protocol, packet size histogram, aggregate statistics
Data output	Console (per application data), text file (packet size histogram)
IPv4/v6 support	Both
Time scope	Trace file
Aggregation	Per protocol type and port number
Sampling	N/A
Availability	Open source, beta
Supported systems	Linux, *nix

Contact	Original source: Kenjiro Cho <kjc@csl.sony.co.jp> Linux port: Dave Dittrich <dittrich@cac.washington.edu> http://staff.washington.edu/dittrich/talks/core02/tools/tools.html
---------	---

Evaluation

Test details	Version 0.9 (tcpdstat-uw), Slackware linux 9.1 (kernel 2.4.24), Jaroslaw Sliwinski, 22.06.2004
Performance	
Rating	
Comments	Created at WIDE (MAWI) project (http://www.wide.ad.jp/). Original sources at ftp://tracer.csl.sony.co.jp/pub/mawi/tools/ Linux ported by Dave Dittrich. "-l" parameter should be "-w" in fact.

3.46 Tcpcap

Description

The tcpcap program is the most commonly used Command Line Interface (CLI) program for traffic measurement. It measures traffic at local interfaces and dumps the results at the CLI or into tcpcap packet trace files (may also only store packet headers).

Basic Info

Name	tcpcap
URL	http://www.tcpcap.org/
listed in	

Classification

Category	Traffic measurement
Active/passive	Passive
Offline/online	Online
Control input	CLI
Data input	libpcap
Metrics/functions	packet capturing
Data output	CLI, tcpcap files
IPv4/v6 support	IPv4 and IPv6
Time scope	Real-time
Aggregation	Filtering
Sampling	No
Availability	BSD
Supported systems	FreeBSD, NetBSD, OpenBSD, MacOS X, Solaris, SunOS, DEC OSF/1, Digital UNIX, Tru64 UNIX, Ultrix, HP-UX, AIX, Linux, NeXTSTEP, SINIX, SCO Unix, UnixWare

Evaluation

Test details	Solaris 8 and MacOS 10.3, June 2004, Jürgen Quittek
Performance	
Rating	
Comments	

3.47 Tcptrace

Description

Tcptrace is a program for analyzing TCP dump files. Tcptrace provides deep analysis of tcpdump traces with focus on TCP connections. It can take as input the files produced by several popular packet-capture programs, including tcpdump, snoop, etherpeek, HP Net Metrix, and WinDump.

Tcptrace can produce several different types of output containing information on each connection seen, such as elapsed time, bytes and segments sent and received, retransmissions, round trip times, window advertisements, throughput, and more. It also allows filtering using IP addresses, port numbers, flow type (complete, timed out, etc.).

It provides an API to use module packages (existing modules: HTTP, traffic (aggregate), slice, rttgraph, realtime). It can also produce a number of graphs for further analysis.

Basic Info

Name	Tcptrace
URL	http://www.tcptrace.org
listed in	

Classification

Category	Visualization, traffic analysis
Active/passive	Passive
Offline/online	offline
Control input	CLI
Data input	Dump files from tcpdump, snoop, etherpeek, HP Net Metrix, WinDump
Metrics/functions	throughput, rtt, packet sizes, packet types regarding tcp flows (SYN/ACK/...), utilisation (bandwidth, protocol, ports), protocol analysis
Data output	Console, xplot graph files
IPv4/v6 support	Both
Time scope	Trace file, using "slice" module arbitrary time interval of trace file
Aggregation	filtering/classification per flow, per port, per IP, flow detection
Sampling	No
Availability	GPL
Supported systems	Linux, *nix, Windows (cygwin environment), Solaris 8, Net/Free/Open BSD, MacOSX, AIX, HP-UX and IRIX, OpenVMS
Contact	Shawn Ostermann < ostermann@cs.ohiou.edu > www.tcptrace.org

Evaluation

Test details	Version 6.6.1, Slackware linux 9.1 (kernel 2.4.24), Jaroslaw Sliwinski, June 2004 Solaris 8, Jürgen Quittek, June 2004
Performance	
Rating	
Comments	

3.48 tcptraceroute

Description

Tcptraceroute is a traceroute implementation using TCP packets.

The more traditional traceroute(8) sends out either UDP or ICMP ECHO packets with a TTL of one, and increments the TTL until the destination has been reached. By printing the gateways that generate ICMP time exceeded messages along the way, it is able to determine the path packets are taking to reach the destination.

The problem is that with the widespread use of firewalls on the modern Internet, many of the packets that traceroute(8) sends out end up being filtered, making it impossible to completely trace the path to the destination. However, in many cases, these firewalls will permit inbound TCP packets to specific ports that hosts sitting behind the firewall are listening for connections on. By sending out TCP SYN packets instead of UDP or ICMP ECHO packets, tcptraceroute is able to bypass the most common firewall filters..

Basic Info

Name	tcptraceroute
URL	http://michael.toren.net/code/tcptraceroute/
listed in	

Classification

Category	Connectivity checking, performance measurement
Active/passive	Active
Offline/online	Online
Control input	CLI
Data input	Received replies
Metrics/functions	RTT measurement, reachability
Data output	CLI
IPv4/v6 support	IPv4 and IPv6
Time scope	Real-time
Aggregation	None
Sampling	No
Availability	GPL
Supported systems	Linux 2.4

Evaluation

Test details	MacOS 10.3, Jürgen Quittek, June 2004
Performance	
Rating	
Comments	

3.49 Thrulay

Description

The program thrulay is used to measure the capacity of a network by sending a bulk TCP stream over it. Like other tools (such as iperf, netperf, nettest, nuttcp, ttcp, etc.), thrulay can report TCP throughput periodically so that TCP performance plots can be produced. Unlike other tools, thrulay not only

reports goodput, but round-trip delay time as well. The output of thrulay is easy to parse by machine (in fact, it's ready to be used as a data file for gnuplot).

Basic Info

Name	thrulay
URL	http://www.internet2.edu/~shalunov/thrulay/
Contact	Stanislav Shalunov (shalunov@internet2.edu)

Classification

Category	bandwidth measurement
Active/passive	active
Offline/online	online
Control input	CLI
Data input	
Metrics/functions	throughput, goodput, capacity, RTT
Data output	ASCII to terminal, can be used as input for gnuplot directly
IPv4/v6 support	
Time scope	
Aggregation	
Sampling	no
Availability	source code
Supported systems	*nix, Linux

Evaluation

Test details	
Performance	
Rating	
Comments	

3.50 Traceroute

Description

The Internet is a large and complex aggregation of network hardware, connected together by gateways. Tracking the route one's packets follow (or finding the miscreant gateway that's discarding your packets) can be difficult. The traceroute program explores the IP packet path between two hosts utilizing the IP protocol 'time to live' field and attempts to elicit an Internet Control Message Protocol (ICMP) TIME_EXCEEDED response from each gateway along the path to some host.

Basic Info

Name	traceroute (tracert on Windows systems)
URL	ftp://ftp.ee.lbl.gov/
listed in	

Classification

Category	Connectivity checking, performance measurement
Active/passive	Active
Offline/online	Online
Control input	CLI

Data input	Received replies
Metrics/functions	RTT measurement, reachability
Data output	CLI
IPv4/v6 support	IPv4 and IPv6
Time scope	Real-time
Aggregation	None
Sampling	No
Availability	GNU, BSD, commercial license
Supported systems	Included in almost all operation systems with Internet stack

Evaluation

Test details	MacOS 10.3, June 2004, Jürgen Quittek
Performance	
Rating	
Comments	

3.51 Treno

Description

Treno (Traceroute RENO) is a network testing tool designed to test network performance under load. It measures the *bulk transfer capacity* (BTC) of a path through the Internet.

Treno uses the same technique as traceroute to probe the network. By sending out UDP packets with low TTL, hosts and routers along the path to the final destination will send back ICMP TTL Exceeded messages which have similar characteristics to TCP ACK packets. Treno also has an ICMP mode, which uses ICMP ECHO Requests instead of low TTL UDP packets. In this mode, you only get information about the final destination; however, the same sized packets are sent in both directions, giving you some information about the return path.

Basic Info

Name	treno
URL	http://www.psc.edu/networking/treno_info.html
listed in	CAIDA

Classification

Category	alternative traceroute with ICMP and TCP modes
Active/passive	active
Offline/online	online
Control input	CLI
Data input	
Metrics/functions	bulk transfer capacity (BTC)
Data output	
IPv4/v6 support	
Time scope	
Aggregation	
Sampling	
Availability	open source
Supported systems	
Contact	http://www.psc.edu/general/feedback.html

Evaluation

Test details	Carsten Schmoll 28.6.2004
Performance	
Rating	
Comments	

3.52 Traffic Generator (TG)

Description

TG is a tool used to generate artificial and constant UDP and TCP traffic. TG, and associated utilities, was originally developed at SRI International with subsequent enhancements supported by the USC/ISI Postel Center for Experimental Networking. TG is a traffic generator program that creates one-way UDP or TCP streams between a source and a sink. The traffic is described in terms of interarrival times and packet lengths. Information regarding the source and sink, such as packet transmit and receive times, is recorded in a binary log file for later post processing by dcat. Dcat takes the binary log file and produces an ascii representation. A perl script, gengraph, transforms this data into a format suitable for viewing via public domain graphing tools such as xplot, xgraph, and gnuplot.

Basic Info

Name	Traffic Generator (TG)
URL	http://www.caip.rutgers.edu/~arni/linux/tg1.html http://www.postel.org/tg/tg.htm
listed in	

Classification

Category	Traffic generator
Active/passive	Active
Offline/online	online
Control input	
Data input	Scripts, Text describing traffic to be generated
Metrics/functions	UDP & TCP traffic generator
Data output	Text, GUI
IPv4/v6 support	
Time scope	Real-time
Aggregation	
Sampling	
Availability	
Supported systems	Linux, FreeBSD, Solaris
Contact	

Evaluation

Test details	
Performance	
Rating	
Comments	Can generate Exponential ON/OFF traffic.

3.53 Tstat

Description

Started as evolution of tcptrace, Tstat is able to analyze traces in real time, using common PC hardware, or start from previously recorded traces in various dump formats.

Basic Info

Name	Tstat
URL	http://tstat.tlc.polito.it/
listed in	

Classification

Category	Visualization, traffic analysis
Active/passive	Passive
Offline/online	Offline/online
Control input	Web interface, CLI
Data input	libpcap, Dump files from tcpdump, snoop, etherpeek, HP Net Metrix, WinDump
Metrics/functions	RTT, bandwidth, utilisation (bandwidth, protocol, ports), protocol analysis
Data output	Graphical plots at web browser
IPv4/v6 support	IPv4 and IPv6
Time scope	Real-time
Aggregation	filtering, classification, flow detection
Sampling	No
Availability	GPL
Supported systems	Linux 2.2, Linux 2.4, FreeBSD 4.1, NetBSD 1.3, HP-UX and IRIX

Evaluation

Test details	Linux 2.4, Jürgen Quittek, June 2004
Performance	
Rating	
Comments	

3.54 TTCP

Description

ttcp is a tool for measuring TCP and UDP throughput. The tool must be started on sender and receiver side. The measurement can be configured with a couple of parameters such as number of packets, packet size, etc. A couple of variants exist. Newer variants like nttcp have more features like inetd support, checksums, multicast packets etc.

Versions based on Java and on C are available.

Basic Info

Name	Test TCP (TTCP)
URL	ftp://ftp.arl.mil/pub/ttcp http://www.ccci.com/tools/ttcp/
listed in	CAIDA

Classification

Category	Performance measurement
Active/passive	Active

Offline/online	Online
Control input	
Data input	Optional: Data to transmit TCP packets
Metrics/functions	UDP & TCP throughput
Data output	Text; display the number of bytes transmitted and the time elapsed for the packets to pass from one end to the other
IPv4/v6 support	
Time scope	Real-time
Aggregation	
Sampling	
Availability	
Supported systems	Win 9X/NT/2000, Linux, FreeBSD, Solaris, SunOS, AIX, HPUX, IRIX
Contact	

Evaluation

Test details	
Performance	
Rating	
Comments	

3.55 WinDump

Description

WinDump is the porting to the Windows platform of tcpdump, the most used network sniffer/analyzer for UNIX. WinDump is fully compatible with tcpdump and can be used to watch and diagnose network traffic according to various complex rules. It can run under Windows 95/98/ME, and under Windows NT/2000/XP.

WinDump uses the libpcap-compatible library for Windows, WinPcap.

Basic Info

Name	WinDump
URL	http://windump.polito.it/
listed in	

Classification

Category	Traffic measurement
Active/passive	Passive
Offline/online	Online
Control input	CLI
Data input	libpcap
Metrics/functions	packet capturing
Data output	CLI, tcpdump files
IPv4/v6 support	IPv4 and IPv6
Time scope	Real-time
Aggregation	Filtering
Sampling	No
Availability	BSD

Supported systems	Windows 95/98/ME/NT/2000/XP
-------------------	-----------------------------

Evaluation

Test details	Windows 2000, June 2004, Jürgen Quittek
Performance	
Rating	
Comments	

3.56 WinPcap

Description

WinPcap is an software for packet capture and network analysis for the Win32 platforms. It includes a kernel-level packet filter, a low-level dynamic link library (packet.dll), and a high-level and system-independent library (wpcap.dll, based on libpcap version 0.6.2). In its functionality it is very similar to libpcap on UNIX systems.

The packet filter is a device driver that adds to Windows 95, 98, ME, NT, 2000, XP and 2003 the ability to capture and send raw data from a network card, with the possibility to filter and store the captured packets in a buffer.

Packet.dll is an API that can be used to directly access the functions of the packet driver, offering a programming interface independent from the Microsoft OS.

Wpcap.dll exports a set of high level capture primitives that are compatible with libpcap, the well known Unix capture library. These functions allow capturing packets in a way independent from the underlying network hardware and operating system.

Basic Info

Name	WinPcap
URL	http://winpcap.polito.it/
listed in	

Classification

Category	Traffic measurement
Active/passive	Passive
Offline/online	Online
Control input	Libpcap API
Data input	Traffic observed at network interface cards
Metrics/functions	packet capturing
Data output	libpcap API
IPv4/v6 support	IPv4 and IPv6
Time scope	Real-time
Aggregation	Filtering
Sampling	No
Availability	BSD
Supported systems	Windows 95, 98, ME, NT, 2000, XP and 2003

Evaluation

Test details	Windows 2000, June 2004, Jürgen Quittek
Performance	
Rating	
Comments	

3.57 Viznet

Description

Viznet is a standalone Java application to visualize network bandwidth performance over time. It is designed to work with the netlog library, but can also import Cisco Netflow data.

Basic Info

Name	Viznet
URL	http://dast.nlanr.net/Projects/Viznet/
listed in	CAIDA

Classification

Category	Bandwidth measurement
Active/passive	Passive
Offline/online	Online
Control input	Script files
Data input	Data from netlog/Netflow
Metrics/functions	
Data output	
IPv4/v6 support	
Time scope	Real-time
Aggregation	
Sampling	
Availability	Latest release (1.0); copyrighted by the University of Illinois.
Supported systems	Sun Ultra, Sun Sparc, Linux, FreeBSD, SGI
Contact	

Evaluation

Test details	
Performance	
Rating	
Comments	

3.58 Xtraceroute

Description

Xtraceroute is a graphical version of the traceroute program; which traces the route the IP packets take to destination.

Basic Info

Name	Xtraceroute
URL	http://www.dtek.chalmers.se/~d3august/xt/
listed in	CAIDA

Classification

Category	Visualisation
Active/passive	Active
Offline/online	Online
Control input	CLI, GUI
Data input	ICMP packets (incrementing TTL)
Metrics/functions	Mesure hop-by-hop connectivity, RTT
Data output	GUI
IPv4/v6 support	
Time scope	Real-time
Aggregation	
Sampling	
Availability	Realease v-0.9.1, Opensource
Supported systems	Sun Ultra, Sun Sparc, Linux, FreeBSD, SGI
Contact	

Evaluation

Test details	v-0.9.1, Redhat 9, June 2004
Performance	
Rating	
Comments	

4 Tool Database Use Cases

The tools database presents its users different possibilities via a web-based front-end to search, browse and possibly modify its contents. As not every user in the Internet shall be allowed to modify the entries of the database we have identified three different roles a user can take on when interacting with the system:

- Administrators
- Reviewers
- Public Users (any non-registered user)

Each of these user groups can perform some of these operations on the database:

- Add tool entry
- Modify tool entry
- Delete tool entry
- Search database (basic, detailed)
- View list(s)

The following table lists what operation can be performed by which kind of user:

<i>Operation \ Group</i>	Admins	Reviewers	Public (any user)
<i>Add</i>	x	x	
<i>Modify</i>	x (all)	x (own)	
<i>Search</i>	x	x	x
<i>View</i>	x	x	x

Table 3: User Operations on Tools Database

When performing add or modify operations a login operation needs to be performed by the user in order to authorize use of these functions.

In the first version no front-ends are provided for other operations such as add/remove admin, or reviewer entry. This can be added later for convenience.

The following UML diagram shows an overview of the described use cases:

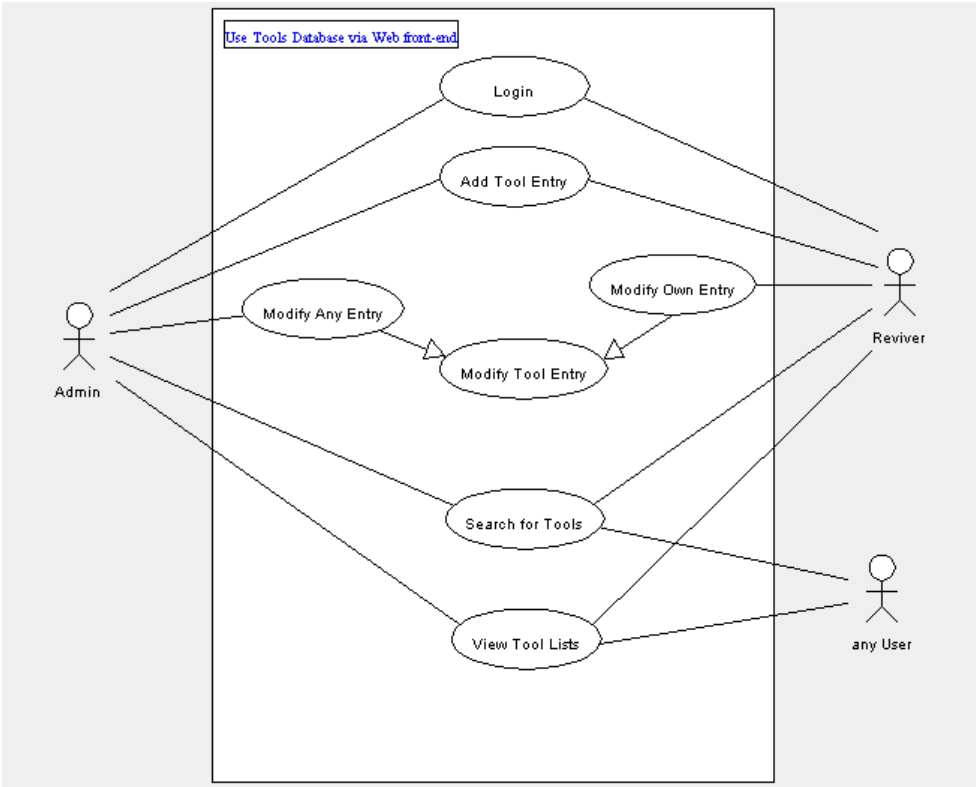


Figure 3: Use Cases for Tools Database

5 Appendix A - References

- [1] NetConf charter, see <http://www.ietf.org/html.charters/netconf-charter.html>
- [2] NetConf protocol, see <http://www.ietf.org/internet-drafts/draft-ietf-netconf-prot-02.txt>
- [3] R.L. Carter, M. E. Crivella, "Measuring Bottleneck Link Speed in Racket-Switched Networks," Performance Evaluation, vol. 27,28, 1996

6 Appendix B - Glossary

Accounting	Accounting measures the resources a user consumes during network access. This can include the amount of system time or the amount of data a user has sent and/or received during a session. Accounting is carried out by logging of session statistics and usage information and is used for authorization control, billing, trend analysis, resource utilization, and capacity planning activities.
Active measurement	Measurement performed by sending packets through the network.
Alpha version	Alpha version or alpha release is the first release of a computer program or other product, likely to be very unstable but useful for demonstrating internally and to select customers. It is also called "preview or technical preview".
Architecture	In information technology, especially computers and more recently networks, architecture is a term applied to both the process and the outcome of thinking out and specifying the overall structure, logical components, and the logical interrelationships of a computer, its operating system, a network, or other conception. An architecture can be a reference model, such as the Open Systems Interconnection (OSI) reference model, intended as a model for specific product architectures or it can be a specific product architecture, such as that for an Intel Pentium microprocessor or for IBM's OS/390 operating system.
Attributes	Characteristics of a given entity.
Available bandwidth	Is the unused capacity in a network between a sender and a receiver. It depends on the link capacity and all existing flows.
Beta version	A beta version is not fully debugged or fully functional but satisfies a majority of the requirements. Beta versions (or just betas) are an intermediate step of the full development cycle.
BTC	The Bulk Transfer Capacity (BTC) is a measure of a network's ability to transfer significant quantities of data with a single congestion-aware transport connection (e.g., TCP). The intuitive definition of BTC is the expected long term average data rate (bits per second) of a single ideal TCP implementation over the path in question.
Evaluation	Refers to the appraisal of the characteristics, significance, importance, or relative value.
Goodput	Goodput is the sum of all application layer payload bits sent by a node during a defined time divided by that period of time. It is the throughput actually achieved for each TCP connection.
GPL	short for General Public License, the license that accompanies some open source software that details how the software and its accompany source code can be freely copied, distributed and modified. The most widespread use of GPL is in reference to the GNU GPL, which is commonly abbreviated simply as GPL when it is understood that the term refers to the GNU GPL. One of the basic tenets of the GPL is that anyone who acquires the material must make it available to anyone else under the same licensing agreement.

IDS	An Intrusion Detection System is a system for detecting such misuse.
IETF	Internet Engineering Task Force, a large open international community of network designers, operators, vendors, and researchers concerned with the evolution of the Internet architecture and the smooth operation of the Internet. The actual technical work of the IETF is done in its working groups, which are organized by topic into several areas (e.g., routing, transport, security, etc.).
Intrusion Detection	Network intrusion detection systems (NIDS) monitor packets on the network wire and attempts to discover if a hacker/cracker is attempting to break into a system (or cause a denial of service attack). A NIDS may run either on the target machine or on an independent machine promiscuously watching all network traffic.
IST	Information Society Technologies. The IST guides European research activities which are structured around consecutive four-year programmes, or so-called Framework Programmes.
ITU	The International Telecommunication Union (ITU), headquartered in Geneva, Switzerland is an international organization within the United Nations System where governments and the private sector coordinate global telecom networks and services.
Jitter	Jitter is the variation or variability of network delay.
Latency, Delay	The amount of time it takes a packet to travel from one point in the network to another point. (maybe also note the different definitions of when to take the timestamp wrt. start/end of packet)
Measurement	An operational definition: what and how the indicators of a variable are measured in a study. (not quite clear definition to me, Carsten)
Measurement Tool	Any device used to measure or collect data on a variable.
Packet Reordering	The effect that packets are received by a traffic destination in a different order than they were sent by the traffic source. Packet reordering can be the effect of "route fluttering" or due to parallelism in internet routers and setup of links.
Passive Measurement	Measurements performed by listening on the network without sending packets on it.
QoS	Quality of Service (QoS) enables to provide better service to certain flows in the network. This is done by either raising the priority of a flow or limiting the priority of another flow. QoS management enables providers to differentiate treatment of traffic and tune quality according to engineering or business decisions. Applying QoS management includes using tools for congestion-management, queue management in routers and monitoring in order to shape the traffic so that specific flows are preferred by limiting the throughput of other flows.
Real-time	Real time is a level of computer responsiveness that a user senses as sufficiently immediate or that enables the computer to keep up with some external process. Real-time is an adjective pertaining to computers or processes that operate in real time.

Release Candidate	Release candidate is a final product that can be released unless fatal bugs are detected. In this stage, all functionalities are done and all showstopper class bugs fixed. In open source programs, version numbers or the terms "stable" and "unstable" are more commonly used to distinguish the stage of development.
Response Time	The elapsed time between the end of an inquiry and the beginning of the response.
Sampling	Sampling with regard to network traffic observation means only capturing and analyzing a portion of the existing traffic (packets), so to reduce demand on processing performance. It is often used when observing traffic on high-speed Internet links.
SLA/SLS	A service level agreement (SLA) is a contract between a network service provider and a customer that specifies, usually in measurable terms, what services the network service provider will furnish. The customers of the network regions and the owner of the a network region have negotiated a static contract (service level specification, or SLS) for the transmit capacity to be provided. Which parameters are available and which values these parameters can take, is defined in the Service Level Specification (SLS), which is part of the Service Level Agreement (SLA).
SMP	Short for Symmetric Multiprocessing, a computer architecture that provides fast performance by making multiple CPUs available to complete individual processes simultaneously (multiprocessing).
SNMP	Short for Simple Network Management Protocol, a set of protocols for managing complex networks. The first versions of SNMP were developed in the early 80s. SNMP works by sending messages, called protocol data units (PDUs), to different parts of a network. SNMP-compliant devices, called agents, store data about themselves in Management Information Bases (MIBs) and return this data to the SNMP requesters
System	Any organized assembly of resources and procedures united and regulated by interaction or interdependence to accomplish a set of specific functions.
Test	Devices, procedures or sets of items that are used to measure ability, skill, understanding, knowledge or achievement.
Throughput	Throughput between two network entities is the amount of data transferred from one entity to the other in a specified amount of time. It can also be thought of as average bandwidth use.
Traffic Control	Traffic Control covers techniques to monitor and possibly restrict the volume of data transmitted by a router or gateway. The goal of traffic control is to balance the overall use of different protocols and applications sharing the bandwidth of a common link. Traffic Control uses prioritization and weighted queuing, often together with differentiated network services. In a network, traffic control can also be applied by refusing additional device connections until the flow of traffic has subsided.
Traffic Engineering	Process that enhances overall network utilization by attempting to create a uniform or differentiated distribution of traffic throughout the network. An important result of this process is the avoidance of congestion on a path.

Traffic flow

A sequence of packets on a link is considered a traffic flow when they have a certain set of attributes in common. All packets from one source to one destination can be considered a single traffic flow. When using fine-grained analysis for TCP/IP traffic usually each unique combination of source and destination address, protocol, plus source and destination port number is considered to define a traffic flow.

Validity

The extent to which a measurement instrument measures what it is supposed to measure and measures it accurately.

7 Appendix C - Complete List of Analysed Tools

This list contains all the web-links from the tools evaluation as a starting point to the extensive tools documentation on the web. The results of the evaluation can be found in chapter 3, section 3.x where x is the number preceding the tool name in the following table.

#	Tool Name	Web URL
1	Analyzer	http://analyzer.polito.it
2	AutoFocus	http://www.caida.org/tools/measurement/autofocus/
3	bing	http://www.cnam.fr/reseau/bing.html http://ai3.asti.dost.gov.ph/sat/bing.html
4	brobe, cprobe	http://cs-people.bu.edu/carter/tools/Tools.html
5	Bro	http://www.icir.org/vern/bro.html
6	CMToolset	http://cmtoolset.salzburgresearch.at/
7	DAG card	http://www.endace.com/
8	DBS	http://www.ai3.net/products/dbs
9	D-ITG	http://www.grid.unina.it/software/ITG/
10	dsniff	http://monkey.org/~dugsong/dsniff/ http://www.datanerds.net/~mike/dsniff.html
11	E2ETT	N/A, contact = Paolo Brunelli (paolo.brunelli@datamat.it)
12	eHealth – Concord	www.concord.com www.reporting.belgacom.be
13	Ethereal	http://www.ethereal.com/
14	Ettercap	http://ettercap.sourceforge.net
15	IGI/PTR	http://gs274.sp.cs.cmu.edu/www/igi/
16	Internet2 Detective	http://detective.internet2.edu/
17	ipband	http://ipband.sourceforge.net/
18	iperf	http://dast.nlanr.net/Projects/Iperf
19	JFFNMS	http://www.jffnms.org/
20	libpcap	http://www.tcpdump.org/
21	LFT	http://www.mainnerve.com/lft/
22	MGEN	http://mgen.pf.itd.nrl.navy.mil/
23	MRTG	http://people.ee.ethz.ch/~oetiker/webtools/mrtg
24	MSA	http://www.ics.forth.gr/netgroup/msa/software.html
25	nagios	www.nagios.org
26	netio	http://freshmeat.net/projects/netio/ http://ftp.leo.org/pub/comp/os/os2/leo/systools/netio123.zip
27	nBox86	http://www.ntop.org/nBox86/

#	Tool Name	Web URL
28	NetFlow	http://www.cisco.com/warp/public/732/Tech/nmp/netflow/index.shtml
29	NetMate	http://www.fokus.fhg.de/research/cc/meteor/projects/ip-qos/netmate/index.php
30	NetPipe	http://www.scl.ameslab.gov/netpipe
31	nProbe	http://www.ntop.org/nProbe.html
32	ntop	http://www.ntop.org/
33	OpenIMP	http://www.fokus.fhg.de/research/cc/meteor/products/content.html
34	OpenView	http://www.openview.hp.com/
35	packetizer	http://www.networkchemistry.com/products/packetizer/
36	pathChirp	http://www.spin.rice.edu/Software/pathChirp/
37	pathload	http://www.cc.gatech.edu/fac/Constantinos.Dovrolis/pathload.html
38	ping	http://ftp.arl.mil/~mike/ping.html
39	Rude/Crude	http://rude.sourceforge.net
40	Skitter	http://www.caida.org/tools/measurement/skitter
41	snort	http://www.snort.org/
42	SProbe	http://sprobe.cs.washington.edu
43	spruce	http://project-iris.net/spruce/
44	sting	http://www.cs.washington.edu/homes/savage/sting/
45	Tcpdstat	http://staff.washington.edu/dittrich/talks/core02/tools/tools.html
46	tcpdump	http://www.tcpdump.org/
47	Tcptrace	http://www.tcptrace.org
48	tcptraceroute	http://michael.toren.net/code/tcptraceroute/
49	thrulay	http://www.internet2.edu/~shalunov/thrulay/
50	traceroute	ftp://ftp.ee.lbl.gov/
51	treno	http://www.psc.edu/networking/treno_info.html
52	TG	http://www.caip.rutgers.edu/~arni/linux/tg1.html http://www.postel.org/tg/tg.htm
53	Tstat	http://tstat.tlc.polito.it/
54	TTCP	ftp://ftp.arl.mil/pub/ttcp http://www.ccci.com/tools/ttcp/
55	WinDump	http://windump.polito.it/
56	WinPcap	http://winpcap.polito.it/
57	Viznet	http://dast.nlanr.net/Projects/Viznet/
58	Xtraceroute	http://www.dtek.chalmers.se/~d3august/xt/

Table 4: Web-Links for evaluated Tools

8 Appendix D - Complete List of Tools found

The following list contains all the web-links from the tools which were detected during initial tools search in the MOME area. Out of these the evaluated tools have been selected. The list is also available online at <http://www.ip-measurement.org>, the predecessor of MOME's tool database which is now running at <http://www.ist-mome.org/database/>. Tools not evaluated in detail are not stored in the MOME database in order to not pollute the database with entries that only store a tool URL and no additional information. Non-analyzed tools can still be found which generic Internet search engines.

#	Name	Category	URL
1	ActiveXperts Monitor	Network monitoring	http://www.activxperts.com/
2	Adtech AX4000	Testing performance and QoS broadband technologies	http://www.spirentcom.com/analysis/product_line.cfm?pl=1&WS=173&wt=2
3	Advanced Packet Sniffer	Network analysis	http://www.swrtec.de/
4	Advanced Web NMS	Network management	http://www.adventnet.com/products/webnms/index.html
5	Aerosol		http://www.sec33.com/sniph/aerosol.php
6	AIM sniff	Sniff AOL messenger	http://www.aimsniff.com/
7	Air snort	WEP cracking	http://airsnort.shmoo.com/
8	AirMagnet Handheld Analyzer		http://www.airmagnet.com/products/handheld.htm
9	AirMagnet Laptop Analyzer		http://www.airmagnet.com/products/laptop.htm
10	Airscanner Mobile Sniffer	Packet Monitoring	http://www.airscanner.com
11	AirSnort	Packet Monitoring	http://airsnort.shmoo.com
12	AirTraf		http://www.elixar.com/corporate/history/airtraf-1.0/
13	Akamai EdgeControl	Enterprise-class management services for content and applications	http://www.akamai.com/en/html/technology/edgecontrol.html
14	Alchemy Network Monitor	Monitor network server availability and performance	http://www.alchemy-lab.com/products/eye/
15	Alertra	Web Site Monitoring	http://www.alertra.com/
16	Ally	ISP topology mapping engine	http://www.cs.washington.edu/research/networking/rocketfuel/

#	Name	Category	URL
17	AMP	RTT, packet loss, topology	http://watt.nlanr.net/
18	Analyze IT	Network utilization	http://mechsoft1.tripod.com/
19	Analyzer	Network analysis	http://analyzer.polito.it/
20	Anasil Analyzer	Network analyser and protocol decoder	http://www.anasil.net/
21	ANL Web100 Tester	Network Diagnostic Tester	http://miranda.ctd.anl.gov:7123/
22	Anritsu	Network monitoring and performance testing	http://www.us.anritsu.com/adsmailers/MD1230/network-monitoring.html
23	Apogee NetCountant	Monitoring & analysis	http://www.apogeenet.com/
24	Arbor Peakflow	Detect DoS & traffic analysis	http://www.arbornetworks.com/
25	Argent	Network management solutions for monitoring SLA compliance	http://www.argent.com/
26	Argus	Real time flow monitoring	http://argus.tcp4me.com , http://www.qosient.com/argus
27	AS Peering	AS peering analysis	http://www.netconfigs.com/general/anoverview.htm
28	ASExplorer	AS analysis	http://www.merit.edu/ipma/docs/Manual/asexplorer.html
29	aslookup	AS Number Lookup	http://www.bugest.net/software/aslookup/index-e.html
30	ASPath	Bytes across AS path	http://www.ncne.nlanr.net/software/tools/ASPath-QA.html
31	ASpath-tree	Route Detection	http://carmen.ipv6.tilab.com/ipv6
32	AutoFocus	Packet Monitoring,Traffic Visualization	http://www.caida.org/tools/measurement/autofocus/
33	b,cprobe	Capacity, available bandwidth	http://cs-people.bu.edu/carter/tools/Tools.html
34	bandwidthd	Bandwidth monitoring	http://bandwidthd.sourceforge.net/
35	Beluga	RTT, packet loss	http://www.caida.org/tools/measurement/beluga/
36	BENTO Net Signature	Traffic analysis	http://www.networksignature.com/
37	BGP Toolkit	BGP routing snapshot	http://www.netconfigs.com/general/tkoverview.htm
38	BigBrother	Monitor system and network-delivered services	http://bb4.com/
39	BigSister	Network monitoring	http://bigsister.graeff.com/

#	Name	Category	URL
40	bing	Throughput	http://www.cnam.fr/reseau/bing.html
41	BrixWorx	IP network and VoIP performance	http://www.brixnet.com/products/brixworx.html
42	Bro	Intrusion detection	http://www.icir.org/vern/bro.html
43	Bronc	Visualization	http://bronc.blueaspens.com/
44	BSD-Airtools		http://www.dachb0den.com/projects/bsd-airtools.html
45	BTG/TrTG	Traffic Generation	
46	Caligare Flow Inspector	Traffic Flow Measurement, Connection Monitoring, Service Monitoring, Accounting, Intrusion Detection, Performance Measurement, Traffic Visualization, Bandwidth Measurement	http://www.caligare.com/netflow/cfi.php
47	cban	Accounting	http://panic.eu.org/linux/cban/
48	cflowd	Netflow analysis	http://www.caida.org/tools/measurement/cflowd/
49	Chariot	Web, VoIP performance measurement	http://www.netiq.com/products/chr
50	Cheops	GUI-based network explorer	http://www.marko.net/cheops/
51	cing	Network-internal delay	http://www.cis.upenn.edu/~anagnost/cing/
52	Cisco Works Campus Manager	Topology Detection	http://www.cisco.com/en/US/products/sw/netmgtsw/
53	clink	Capacity	http://rocky.wellesley.edu/downey/clink/
54	Clink	Traffic Flow Measurement, Connectivity Checking, Bandwidth Measurement	http://allendowney.com/research/clink/
55	CMToolset	QoS measurement	http://cmtoolset.salzburgresearch.at/
56	CommView	Monitoring Internet and LAN activity	http://www.tamos.com/products/commview/
57	CompaqTeMIP	Telecommunications management information platform	http://www.compaq.com/temip/
58	Compuware Eco	Application performance	http://www.compuware.com/products/ecosystems/Ecoscope.htm
59	Compuware Vantage	Application service management	http://www.compuware.com/products/vantage/default.htm
60	Concord Network Health	Traffic analysis	http://www.concord.com/

#	Name	Category	URL
61	CoralReef	Traffic collection/analysis	http://www.caida.org/tools/measurement/coralreef/
62	CRANE	Accounting	http://www.xacct.com/
63	Crannog	Bandwidth analysis	http://www.crannog-software.com/netflow.html
64	Cricket	Traffic trend collector and grapher	http://cricket.sourceforge.net/
65	crypto-pan	cyrptography-based sanitization for network traces	http://www.cc.gatech.edu/computing/Telecomm/cryptopan/
66	Cyclades	Traffic monitor	http://www.cyclades.com/products/29/nquirer
67	DAG card	Packet Capturing	http://www.endace.com/
68	dbeacon	Connectivity Checking	http://artemis.av.it.pt/~hsantos/dbeacon/
69	DBS	TCP performance	http://www.ai3.net/products/dbs
70	DiFMon	Traffic Flow Measurement	
71	Digiquant	Accounting	http://www.digiquant.com/
72	Distributed Benchmark System (DBS)	Performance Measurement	http://www.ai3.net/products/dbs
73	D-ITG	Traffic Generation	http://www.grid.unina.it/software/ITG/
74	DotCom Monitor	Network, web & application monitoring	http://www.dotcom-monitor.com/
75	DSLreports	Loss, delay, availability testing	http://www.dslreports.com/tools
76	dsniff	Network auditing & penetration	http://monkey.org/~dugsong/dsniff/
77	Dstumbler		http://www.dachb0den.com/projects/dstumbler.html
78	EasyService Monitor	Network Monitoring	http://www.esmonitor.com/
79	EasyTrace	Packet Capturing, Connection Monitoring, Performance Measurement	www.herakom.de
80	echoping	UDP, TCP based ping	http://echoping.sourceforge.net/
81	Econtrol Portal	Monitors all business-critical processes	http://www.icontrolportal.com/
82	eG Enterprise	Application monitoring	http://www.eginnovations.com/products.htm
83	eHealth - Network	Management, measurement	http://www.concord.com/solutions/products/network.shtml

#	Name	Category	URL
84	EHNT	Netflow accounting	http://ehnt.sourceforge.net/
85	ElkMonitor	Remote web monitoring	http://www.elkmonitor.com/
86	Empirix OneSight	Web application performance	http://www.empirix.com/Empirix/web+test+monitoring/monitoring+solutions/default.html
87	Etherape	Network monitor	http://www.cs.columbia.edu/~hgs/internet/tools.html
88	Ethereal	Performance Measurement,Traffic Visualization	http://www.ethereal.com/
89	EtherPeek	Packet analysis	http://www.aggroup.com/products/etherpeek
90	Ettercap	Sniffing	http://ettercap.sourceforge.net
91	Fidelia	Network & application monitoring	http://www.fidelia.com/
92	Finisar	Network performance	http://www.finisar.com
93	FLAME	Network Monitoring	http://www.cis.upenn.edu/~dsl/FLAME/
94	Flap Table	Routing flaps	http://www.merit.edu/ipma/docs/Manual/flaptable.html
95	FlatGraph	Routing flaps	http://www.merit.edu/ipma/docs/Manual/flapgraph.html
96	FLAVIO	Netflow collector	http://flavio.sourceforge.net/
97	flowc	Traffic accounting	http://netacad.kiev.ua/flowc/
98	FlowScan	cflowd + analysis	http://www.caida.org/tools/utilities/flowscan/
99	flow-tools	Collecting processing netflow data	http://www.splintered.net/sw/flow-tools/
100	Fluke Networks OptiView	Network analysis	http://www.flukenetworks.com/us/LAN/Handheld+Testers/OptiView/Overview.htm
101	Fluxoscope	Traffic analysis	http://www.switch.ch/network/stat/fluxoscope/
102	FORTHnet's Billing (FOBIA)		?
103	fping	Connection Monitoring	http://www.fping.com/
104	Fpinger	Network visualization and status	http://www.kilievich.com/
105	Gadgets	Visualization	http://www.gadgets.co.nz/
106	GASP	Routing, BGP	http://mogwai.frnog.org/sysctl/

#	Name	Category	URL
107	gen_send/recv	UDP traffic generator	http://www.citi.umich.edu/projects/qbone/generator.html
108	gnuplotping	ping + gnuplot	http://ircache.nlanr.net/~wessels/Software/
109	Gomez	Web performance	http://www.gomeznetworks.com/public/solutions.asp?id=gpn
110	GTDMS II	Infrastructure monitoring	https://jerry.cesnet.cz/pam2001/gtdms.html
111	Gtrace	Visualization	http://www.caida.org/tools/visualization/gtrace/
112	GWIN tool	Infrastructure monitoring	http://www-win.rzr.e.uni-erlangen.de/ippm/dfn-internet-qos_de2.html
113	Heroix eQ Management Suite	Management, monitoring	http://www.heroix.com/products/detail_eQ.htm
114	Hi-Sensor	Packet Capturing	
115	HP OpenView	Performance Measurement, Topology Detection	http://www.openview.hp.com/
116	HP/Agilent Advisor/Reporter	Protocol Analysis	http://onenetworks.comms.agilent.com/internetadvisor/default.asp
117	hping	Packet assembler/analyzer	http://www.hpiping.org
118	I2 Abilene	Measurement infrastructure	http://hydra.uits.iu.edu/~abilene/traffic/
119	IBM Tivoli NetView	Network management, measurement, analysis	http://www-306.ibm.com/software/tivoli/products/netview/
120	IEPM	e2e performance measurement	http://www-iepm.slac.stanford.edu/
121	iffinder	Router Interfaces	http://www.caida.org/tools/measurement/iffinder/
122	iftop	Bandwidth usage	http://www.ex-parrot.com/~pdw/iftop/
123	IGI/PTR	Available bandwidth	http://gs274.sp.cs.cmu.edu/www/igi/
124	Imeter	ping data collection + plot	ftp://ftp.intel.com/pub/ietf/ippm/Imeter-1.1.tar.gz
125	InfoVista	SLA conformance	http://www.infovista.com/
126	InMon Probes	Netflow/sflow records	http://www.inmon.com/probes.htm
127	InMon server	Flow information	http://www.inmon.com/trafficserver.htm
128	INS Network Management	Network & systems management	http://www.ins.com/solutions/netsysmanage.asp
129	Intellipool Network	Network monitor	http://www.intellipool.com/main.cgi?page=99

#	Name	Category	URL
	Monitor		
130	InterMapper	Traffic analysis	http://www.intermapper.com
131	Internet Periscope	Network management	http://www.internetperiscope.com/internetperiscope.asp
132	Internet Traffic	Monitor flow data round the world	http://www.internettrafficreport.com/
133	Internet2 Detective	Network capabilities, connectivity	http://detective.internet2.edu/
134	IP accounter	IP accounting	http://sourceforge.net/projects/ipac-ng/
135	IPA	Accounting	http://ipa-system.sourceforge.net/
136	Ipanema QoSmart	Network optimization	http://www.ipanematech.com
137	ipband	Traffic Flow Measurement,Accounting	http://ipband.sourceforge.net/
138	IPDR	XML-coded IP detailed records	http://www.ipdr.org/
139	iperf	TCP bandwidth	http://dast.nlanr.net/Projects/Iperf/
140	ipgrab	Sniffer	http://ipgrab.sourceforge.net/
141	ipMonitor	Monitor availability & performance of services	http://www.ipmonitor.com/
142	ipmonitor	Volume	http://ifmonitor.preteritoimperfeito.com/
143	IPSciences	Network performance	http://www.ipsciences.com/technology_operations.html
144	IPTraff	IP traffic stats	http://cebu.mozcom.com/riker/iptraf/index.html
145	IRRj	Internet Routing Registry interface	http://www.merit.edu/ipma/javairr/irr.html
146	IsarFlow	Traffic analysis	http://www.isarflow.de/
147	Ixia Qcheck	Accounting + topology	http://www.ixiacom.com/
148	Jaspi	Routing, BGP	http://lab.verat.net/Jaspvi
149	JetMon	Link monitoring	http://jetmon.uoregon.edu/
150	JFF Network Management	Service Monitoring	http://www.jffnms.org/
151	Jnettop	Traffic Visualization	http://jnettop.kubs.info/
152	JOIN-TV	Traffic Visualization	http://www.join.uni-muenster.de

#	Name	Category	URL
153	J-OWAMP	Performance Measurement	http://www.av.it.pt/jowamp/index.htm
154	Juniper Routers		http://www.juniper.net
155	KeyLabs	Web performance	http://www.keylabs.com/
156	Keynote Persp	QoS for e-commerce	http://www.keynote.com
157	KisMAC		http://kismac.binaervarianz.de
158	Kismet	Packet Capturing,Packet Monitoring,Connection Monitoring,Intrusion Detection,Sniffing,Performance Measurement,Topology Detection,Traffic Visualization	http://www.kismetwireless.net/
159	KUTE	Performance Measurement,Traffic Generation	http://caia.swin.edu.au/genius/tools/kute/
160	Lachesis		ftp://ftp.intel.com/pub/papers/lachesis.ps (paper only?)
161	LAN traffic mon	LAN analyzer	http://www.statscout.com/
162	LanExplorer	Network monitoring and analysis	http://www.sunrisetelecom.com/lansoftware/lanexplorer.shtml
163	LANQuest Net	Analyzer/monitor	http://www.lanquest.com/
164	LFAP	Light-weight Flow Accounting Protocol	http://www.riverstonenet.com/support/nmops/
165	LFT	Connection Monitoring,Performance Measurement,Connectivity Checking	http://oppleman.com/lft/
166	libpcap	Protocol analysis	http://www.tcpdump.org
167	Libpcap	Traffic Flow Measurement	http://www.tcpdump.org/
168	LinkFerret	Capture, statistical & protocol analysis	http://www.linkferret.ws/
169	LinkFerret Network Monitor and Protocol Analyzer	Packet Monitoring,Sniffing	http://www.linkferret.ws
170	LinkView	Packet analyzer	http://www.tinwald.com/advanced_ethernet/
171	Linux Netfilter	Accounting	http://www.netfilter.org
172	LLMT	Service Monitoring	
173	looking glass	Routing debug	http://www.nanog.org/lookingglass.html

#	Name	Category	URL
174	LoriotPro	Network monitoring & management	http://www.loriotpro.com/
175	MacStumbler		http://www.macstumbler.com/
176	Mantra	Multicast analysis	http://www.caida.org/tools/measurement/mantra/
177	Maple	Visualization	http://www.maplesoft.com/home.html
178	Mapnet	Visualization	http://www.caida.org/tools/visualization/mapnet/
179	MatLab	Visualization	http://www.mathworks.com/
180	MAWI	Traffic trace archive	http://tracer.csl.sony.co.jp/mawi/
181	Metrica	Service assurance	http://www.adc.com/software/serviceassurance/
182	MGEN	Loss, delay, jitter	http://manimac.itd.nrl.navy.mil/MGEN/
183	Mhealth	Multicast tree quality	http://imj.ucsb.edu/mhealth/
184	MHTG	Per host traffic graphs	http://mhtg.the.net/mhtg.html
185	Micromuse Netcool	Analyse usage	http://www.micromuse.com/
186	Midas NMS	Monitoring intrusion detection	http://midas-nms.sourceforge.net/
187	MINC	QoS measurement	http://www.research.att.com/~duffield/minc/
188	MiniStumbler		http://stumbler.net
189	MKS Alert Centre	Monitoring critical systems & applications	http://www.mksoftware.com/products/ac/
190	Mlisten	MBone membership info	http://www.cc.gatech.edu/computing/Telecomm/mbone/
191	Mon	General purpose alert tool	http://www.kernel.org/software/mon/
192	Monitor IT	Monitor servers & network devices	http://www.breakoutsoft.com/
193	Mrouted	Multicast route info	ftp://ftp.parc.xerox.com/pub/net-research/ipmulti/
194	MRT	Routing	http://www.merit.edu/~mrt/
195	MRTd	Packet Capturing,Packet Monitoring,Traffic Generation	http://www.mrtd.net
196	MRTG	Traffic load	http://people.ee.ethz.ch/~oetiker/webtools/mrtg/

#	Name	Category	URL
197	mtr	ping + traceroute	http://www.bitwizard.nl/mtr/
198	Mtrace		ftp://ftp.parc.xerox.com/pub/net-research/ipmulti/
199	Multi Router Traffic Grapher (MRTG)	Traffic Visualization	http://people.ee.ethz.ch/~oetiker/webtools/mrtg
200	Multicast Beac	Multicast performance	http://dast.nlanr.net/Projects/Beacon/
201	MultiMon	Multicast traffic analysis	http://www.merci.crc.ca/mbone/MultiMON/
202	MuVi - Multicast Visualization tool	multicast discovery and monitoring tool, including PIM topology presentation, interfaces failure detections, statistics collection and MIB browser	http://muvi.man.poznan.pl/
203	Nagios	Service & network monitoring	http://www.nagios.org/
204	Narus Inteli	Network management	http://www.narus.com/w/solutions/
205	NAT Monitor	Bandwidth	http://natmonitor.sourceforge.net/
206	Natas	Sniffer	http://intex.ath.cx/software.aspx
207	Neon	Network Management	http://www.neon.com/
208	NeoTrace	Grpahical traceroute	http://members.surfeu.at/privacy/software/neotrace.html
209	NEPM	Network equipment performance monitor	http://www.nova-sw.com/nepm/
210	NetAlly	Network performance monitoring & assurance	http://www.violanetworks.com/
211	NetArx	Network monitoring	http://www.netarx.com/home.html
212	Netcool Suite		http://www.micromuse.com/products_sols/
213	NetCrunch	Network monitoring	http://www.adremsoft.com/netcrunch/index.php
214	NetDetector	Intrusion detection	http://www.axial.co.uk/niksun/netdetector.asp
215	netest	Bandwidth measurement	http://www-didc.lbl.gov/NCS/netest/
216	NetFlow	Performance Measurement,Connectivity Checking	http://www.cisco.com/warp/public/732/Tech/nmp/netflow/index.shtml
217	NetFlow Monitor	Netflow collector with nice web interface	http://netflow.cesnet.cz
218	NetGeo	Internet Geografic DB	http://www.caida.org/tools/utilities/netgeo/

#	Name	Category	URL
219	NetIMonitor	Netflow tracker, monitor and data analyzer	http://www.netimonitor.com
220	Netio	Connection Monitoring, Performance Measurement, Connectivity Checking	http://freshmeat.net/projects/netio/
221	NetLogger	Network & system monitoring	http://www-itg.lbl.gov/NetLogger/
222	Netmap	Topology detection	http://netmap.sourceforge.net/
223	NetMate	Packet Capturing, Traffic Flow Measurement, Packet Monitoring, Application-level Monitoring, Accounting, Performance Measurement	http://www.ip-measurement.org/tools/netmate/
224	Netmeter	OWD, IPDV, throughput, loss meter	http://www.ccaba.upc.es/netmeter/
225	NetMon	Network monitoring	http://www.netmon.ca/
226	NetMRG	Monitoring	http://www.netmrg.net/
227	netperf	Throughput, latency	http://www.netperf.org/netperf/NetperfPage.html
228	NetPipe	Throughput	http://www.scl.ameslab.gov/netpipe
229	NetPredict	Capturing and analysis	http://www.netpredict.com
230	NetQoS	Network management	http://www.netqos.com
231	NeTraMet	Real time flow measurement, RTT	http://www.caida.org/tools/measurement/netramet/index.xml
232	NetReality	Network monitoring & management	http://www.net-reality.com/
233	NetSCARF/Scion	Collect SNMP data	http://www.merit.edu/~netscarf/
234	NetScout	Pro-active monitoring	http://www.netscout.com/
235	NetSpec	Traffic generator	http://www.ittc.ku.edu/netspec
236	Netstat Live	TCP/IP protocol monitor	http://www.analogx.com/contents/download/network/nsl.htm
237	NetStatus	Workgroup level monitoring application	http://www.otosoftware.com/product1.asp
238	NetStumbler		http://www.netstumbler.com/
239	Nettest	Real-time network monitoring utility	http://www-itg.lbl.gov/nettest/index.html
240	nettimer	Capacity	http://mosquitonet.stanford.edu/~laik/projects/nettimer/

#	Name	Category	URL
241	NetUsage	WAN accounting	http://www.netusage.net/
242	NetVigil	e2e performance	http://www.fidelia.com
243	Network Instruments Observer Wireless		http://www.networkinstruments.com/products/observer.html
244	Network Packet Analyzer		http://www.javvin.com/packet.html
245	Network Probe	Network monitor and protocol analyzer	http://www.network-monitor.net/
246	Network Traffic Analyser	Traffic analysis	http://ntal.sourceforge.net/
247	NetworksAOK	Network management	http://www.interloci.com/
248	NetworkVantage		http://www.compuware.com/products/vantage/networkvantage.htm
249	ngrep	grep on network traffic	http://www.packetfactory.net/projects/ngrep
250	Nikhef ping	ping variant	ftp://ftp.nikhef.nl/pub/network/ping.tar.Z
251	Nikhef tracer	traceroute variant	ftp://ftp.nikhef.nl/pub/network/
252	NIKSUN NetVCR	network recording, intrusion detection, forensics	http://www.niksun.com/index.php?id=189
253	NIMI	Measurement infrastructure tool	http://www.ncne.nlanr.net/nimi/databrowser/
254	NISCA	MRTG replacement	http://nisca.sourceforge.net/
255	NLANR Advisor	Measuring, analyzing, and displaying of network performance	http://dast.nlanr.net/Projects/Advisor/
256	NLANR AMP	Active Measurement Project	http://watt.nlanr.net/
257	nload	Network load	http://www.roland-riegel.de/nload/index_en.html
258	nmap	Service Monitoring, Intrusion Detection, Sniffing, Connectivity Checking	http://www.insecure.org/nmap/
259	NMIS	Network management information system	http://www.sins.com.au/nmis/
260	Nomad	Discover network topology	http://netmon.ncl.ac.uk/
261	NPACI		http://nws.npaci.edu/NWS/
262	nProbe	NetFlow v5/v9/nFlow Probe for IPv4/v6	http://www.ntop.org/nProbe.html
263	NPS	Network Monitoring	http://www.npservices.com/

#	Name	Category	URL
264	nPulse	Network monitoring	http://www.horsburgh.com/h_npulse.html
265	nstats	Analyse/monitor network	http://trash.net/~reeler/nstats/
266	Ntop	Performance Measurement,Traffic Visualization	http://www.ntop.org/
267	nuttcp	New ttcp	ftp://ftp.lcp.nrl.navy.mil/u/bill/beta/nuttcp
268	N-View	Topology visualization	http://www.n-view.de/
269	OC3MON	OC3 measurement	http://moat.nlanr.net/OC3mon-monitors/
270	OMEGAMON	Analyse/monitor network	http://www.candle.com/www1/cnd/portal/CNDportal_Channel_Master/0,2258,2683_2857,00.html
271	One-way Ping (OWAMP)	Performance Measurement	http://e2epi.internet2.edu/owamp/
272	Open Nerve Center	Enterprise security information management	http://www.open.com/responsenetworks/products/nervecenter/nervecenter.htm
273	OpenIMP	Packet Capturing,Traffic Flow Measurement,Accounting,Performance Measurement,Bandwidth Measurement	http://www.ip-measurement.org/openimp/
274	OpenNMS	Network management platform	http://opennms.org/
275	OpenXtra	Network management	http://www.openxtra.com/
276	OPNET IT Guru	Network management	http://www.opnet.com/products/itguru/home.html
277	OptiView Series II Integrated Network Analyzer		http://www.flukenetworks.com/us/LAN/Handheld+Testers/OptiView/Overview.htm
278	Orca	Time series data plotting	http://www.gps.caltech.edu/~blair/orca/
279	Oreneta		http://oreneta.ccaba.upc.es/
280	otter	Visualization	http://www.caida.org/tools/taxonomy/
281	Overseer	Network monitoring	http://www.sensiblesoftware.com/Network_Monitoring_Software/Overseer.asp
282	Packeteer	Performance monitoring	http://www.packeteer.com/
283	PacketStorm	Packet analyzer	http://www.packetstorm.com/
284	Packetyzer	Packet Capturing,Packet Monitoring,Application-level Monitoring	http://www.networkchemistry.com/products/packetyzer/

#	Name	Category	URL
285	PageR	Network & server management	http://www.avtech.com/Products/PageR/index.htm
286	Panoptis	Detect DoS	http://panoptis.sourceforge.net/
287	PasTmon	Measure response times	http://pastmon.sourceforge.net/
288	Pathchar	Traffic Flow Measurement, Performance Measurement, Connectivity Checking, Route Detection, Bandwidth Measurement	http://www.caida.org/tools/utilities/others/pathchar/
289	pathChirp	Available bandwidth	http://www.spin.rice.edu/Software/pathChirp/
290	Pathdiag	Characterize path between 2 hosts	http://www.psc.edu/~web100/pathdiag/
291	pathload	Available bandwidth	http://www.cc.gatech.edu/fac/Constantinos.Dovrolis/pathload.html
292	pathrate	Capacity	http://www.pathrate.org
293	pchar	Traffic Flow Measurement, Connection Monitoring, Performance Measurement, Connectivity Checking, Bandwidth Measurement	http://www.kitchenlab.org/www/bmah/Software/pchar/
294	ping	Performance Measurement, Connectivity Checking	http://ftp.arl.mil/~mike/ping.html
295	PingER	ping monitoring infrastructure	http://www-iepm.slac.stanford.edu/monitoring/remote_sites.html
296	pinggraph	Visualization	http://www.xmission.com/~infix/pinggraph/pinggraph.htm
297	pingplotter	ping + traceroute	http://www.pingplotter.com/
298	pipechar	Path bottleneck	http://www-didc.lbl.gov/NCS/
299	PPNCG	Measurement information	http://icfamom.rl.ac.uk/ppncg/title.html
300	ptraceroute	traceroute variant	ftp://ftp.ripe.net/pride/tools/README
301	PV-Wave	Visualization	http://www.vni.com/products/index_hi.html
302	QoSmetrix	E2E network performance monitoring	http://www.qosmetrix.com/
303	Quallaby	Network performance	http://www.quallaby.com/
304	RADb	Route information	http://www.radb.net/about.html
305	remstats	Visualization	http://remstats.sourceforge.net/release/index.html
306	RIPE NCC Test Traffic	Performance Measurement, Traffic Visualization	http://www.ripe.net/ttm/

#	Name	Category	URL
	server		
307	RIPE TTM	Performance monitoring infrastructure	http://www.ripe.net/ttm/
308	RMON/RMON2	Network analysis tool	http://www.snmp.com/products/rmon.html http://www.networkinstruments.com/html/advanced_and_rmon_probes.html http://www.cisco.com/univercd/cc/td/doc/cisintwk/ito_doc/rmon.htm ?
309	RomMon	Network performance monitoring	http://www.rommon.com/
310	Route Views	Routing info	http://www.antc.uoregon.edu/route-views/
311	RRD	Visualization	http://people.ee.ethz.ch/~oetiker/webtools/rrdtool/
312	RTG	SNMP statistics monitoring	http://rtg.sourceforge.net/
313	RTPmon	Monitor RTP	ftp://mm-ftp.cs.berkeley.edu/pub/rtpmon/
314	Rude (Real-time UDP Data Emitter)/ CRUDE (Collector for RUDE)	Traffic Generation	http://rude.sourceforge.net
315	rude/crude	Traffic generation, loss, RTT	http://rude.sourceforge.net
316	SASAcct	Accounting	http://rousse.pm.org/sasacct/
317	scapy	Network scanner/sniffer	http://www.cartel-securite.fr/pbiondi/projects/scapy.html
318	Scriptroute	Flexible network measurement and debugging	http://www.cs.washington.edu/research/networking/scriptroute/
319	SDR-Monitor	SDR session info	http://imj.ucsb.edu/sdr-monitor/
320	sentinel	Availability of machines	http://www.packetfactory.net/projects/sentinel/
321	ServiceMetrics	Web performance	http://www.cw.com
322	sFlow	Sampling probe and reporting protocol	http://www.sflow.org/
323	Shomiti Expl	Analyzer/monitor	http://www.shomiti.com/products/explorer.html
324	Shomiti Surveyor	Analyzer/monitor	http://www.shomiti.com/products/surveyor.html
325	Shunra		http://www.shunra.com/
326	Silverback	IT and security monitoring	http://www.silverbacktech.com/

#	Name	Category	URL
327	Site Alive	Application monitoring	http://www.creationpoint.com/
328	Skitter	Topology Detection & Visualuzation	http://www.caida.org/tools/measurement/skitter
329	SM	List SDR sessions	http://carmen.csel.it/ipmc/sm/
330	Smartbits	Traffic generation and varies performance analysis	http://www.spirentcom.com/analysis/overview.cfm?ws=98&wt=2
331	SmokePing	Latency, latency distribution, loss	http://people.ee.ethz.ch/~oetiker/webtools/smokeping/
332	Sndstorm LanWatch/NetIntercept	Network monitoring/analyzer	http://www.sandstorm.net/products/
333	Sniffem	Packet sniffer and network analyzer	http://www.sniff-em.com/
334	Sniffer Basic	Protocol analysis	http://www.sniffer.com/asp_set/products/tnv/intro.asp
335	Sniffer Pro	Protocol analysis	http://www.sniffer.com/products/default.asp
336	Sniffer Wireless Intelligence		http://www.networkgeneral.com/Products_details.aspx?PrdId=20046178370181&CatId=2
337	Sniffit	Network sniffer	http://sniffit.rug.ac.be/sniffit/sniffit.html
338	snmpstatd	Router stats	http://www.kotovnik.com/~avg/snmpstatd.tar.gz
339	Snort	Intrusion Detection	http://www.snort.org/
340	Snuffle	End system integrated meter	http://www.tkn.tu-berlin.de/equipment/snuffle/
341	sonar	Host scan	http://autosec.sourceforge.net/
342	S-Plus	Visualization	http://www.insightful.com/products/default.asp
343	spong		http://spong.monsters.org/spong/www-spong
344	SProbe	Bottleneck bandwidth	http://sprobe.cs.washington.edu
345	spruce	Connection Monitoring, Performance Measurement	http://project-iris.net/spruce/
346	stabilenetPME	Network management	http://www.infosim.net/stabilenet/stabilenetPME/
347	sting	TCP-based one-way loss	http://www.cs.washington.edu/homes/savage/sting/
348	Surveyor	Network measurement infrastructure	http://www.advanced.org/csg-ippm/
349	synack	TCP connection estalishment time	http://www-iepm.slac.stanford.edu/tools/synack/

#	Name	Category	URL
350	Sysmon	Network monitoring	http://www.sysmon.org/
351	SysOrb	Server, application, network monitoring	http://www.evaesco.com/
352	TAAD	Traffic analysis/diagnosis	http://ncne.nlanr.net/research/taad/
353	TamoSoft CommView for Wi-Fi		http://www.tamos.com/products/commwifi/
354	TAT	Route Detection,Topology Detection	
355	TBIT	TCP Behavior Inference Tool	http://www.icir.org/tbit/
356	tcpdpriv	Anonymize tcpdump traces	http://ita.ee.lbl.gov/html/contrib/tcpdpriv.html
357	Tcpdump	Packet Capturing	http://www.tcpdump.org/
358	tcpshow	Visualization	http://linux.maruhn.com/sec/tcpshow.html
359	tcpspray	TCP throughput	http://dag.wieers.com/packages/tcpspray/
360	tcptrace	Analyze tcpdump traces	http://jarok.cs.ohiou.edu/software/tcptrace/tcptrace.html
361	tcptraceroute	TCP traceroute	http://michael.toren.net/code/tcptraceroute/
362	Tcptraceroute	Performance Measurement,Connectivity Checking,Route Detection	http://michael.toren.net/code/tcptraceroute/
363	TCPurify	Anonymizing tcpdump	http://irg.cs.ohiou.edu/~eblanton/tcpurify/
364	tdg	Visualization	http://www.psc.edu/networking/tdg.html
365	Tektronics WCA11G Signal Analysis		http://www.tek.com/site/ps/0,,37-16030-INTRO_EN,00.html
366	Telchemy	Manage VoIP, video or other QoS-sensitive applications	http://www.telchemy.com/
367	Test TCP (TTCP)	Performance Measurement	http://www.ccci.com/tools/ttcp/
368	TG	Traffic generation	http://www.caip.rutgers.edu/~arni/linux/tg1.html
369	The Multi-Generator Toolset (MGEN)	Traffic Generation	http://mgen.pf.itd.navy.mil
370	ThirdWatch	Monitor servers and services	http://www.randomminds.com/software/
371	thrulay	TCP throughput	http://www.internet2.edu/~shalunov/thrulay/

#	Name	Category	URL
372	tping	TCP-based ping	http://www.eecs.umich.edu/~azeitoun/tools.html
373	Traceping	ping + traceroute	http://www-nplvms.physics.ox.ac.uk/
374	traceroute	Route Detection	ftp://ftp.ee.lbl.gov/
375	traceroute-nanog	traceroute variant	http://packages.debian.org/unstable/net/traceroute-nanog.html
376	trafd	Accounting	http://www.riss-telecom.ru/dev/trafd/
377	Traffic Generator (TG)	Traffic Generation	http://www.caip.rutgers.edu/~arni/linux/tg1.html
378	trafshow	Show network traffic	http://soft.risp.ru/trafshow/index_en.shtml
379	TRAT	TCP rate analysis	http://www.research.att.com/projects/T-RAT/
380	TReno	TCP throughput	http://www.psc.edu/networking/treno_info.html
381	Triticom	Network Management	http://www.triticom.com/
382	TRIUMF		http://sitka.triumf.ca/
383	TSTAT	Trace analysis	http://tstat.tlc.polito.it/
384	Tstat	Traffic Visualization	http://tstat.tlc.polito.it/
385	ttcp	TCP throughput	ftp://ftp.arl.mil/pub/ttcp/
386	tulip	Reordering, loss, queuing delay	http://www.cs.washington.edu/research/networking/tulip/
387	UDPmon	OWD, loss, bandwidth, jitter	http://www.hep.man.ac.uk/u/rich/net/
388	Ultra Network Sniffer	Network sniffer	http://www.gjpssoft.com/UltraNetSniffer/
389	U-Oregon	Routing	http://www.antc.uoregon.edu/route-views/
390	Vermont	Packet Capturing,Traffic Flow Measurement	http://vermont.berlios.de/
391	View2000	Network monitoring	http://www.tascom.com/
392	VisualPulse	Network & server monitoring	http://www.ffi.net/visualpulse/
393	VisualRoute	Connectivity problem analysis	http://www.visualware.com/personal/products/visualroute/index.html
394	Vivere	Real-time network status and alerts	http://www.viverenetworks.com/products/products.html
395	Viznet	Bandwidth	http://dast.nlanr.net/Projects/Viznet/doc/index.html

#	Name	Category	URL
396	WaveStumbler		http://www.cqure.net/tools.jsp?id=08
397	webperf	Web performance	http://www.webperf.org/
398	Wellenreiter	WLAN discovery	http://www.remote-exploit.org/
399	wget	Application-level Monitoring	http://www.gnu.org/software/wget/wget.html
400	WhatRoute	traceroute variant	http://crash.ihug.co.nz/~bryanc/
401	Whatsup Gold	Network monitoring	http://www.ipswitch.com/Products/WhatsUp/index.html
402	WildPackets AiroPeek NX		http://www.wildpackets.com/products/airopeek/airopeek_nx/overview
403	WildPackets AiroPeek SE		http://www.wildpackets.com/products/airopeek/airopeek_se/overview
404	WildPackets AiroPeek VX		http://www.wildpackets.com/products/airopeek/airopeek_vx/overview
405	Windmill		only on paper?
406	winTDS	SNMP monitoring	http://www.bmeurope.com/softwareproducts/tdslink/tdswintds.htm
407	wping	Sliding window ping	http://www.psc.edu/~mathis/wping/
408	XACCTusage	Usage, accounting	http://www.xacct.com/
409	xPF	BPF extension	only on paper?
410	Xtraceroute	traceroute variant	http://www.dtek.chalmers.se/~d3august/xt/
411	Yellowjacket		http://www.bvsystems.com/Products/WLAN/Yellowjacket/yellowjacket.htm
412	Zebra	Packet Capturing	http://www.zebra.org
413	ZorbIPtraffic	Accounting	http://www.atout.be/

Table 5: List of detected MOME tools